



File Exchange Advanced Template Instructions

Copyright Statement

Copyright 2009 eBay Inc. All rights reserved. The information contained in this document is CONFIDENTIAL and PROPRIETARY in nature, and subject to the rights and ownership of eBay Inc. Any and all unauthorised copying or use of the contents hereof is prohibited.

The eBay logo and experience are trademarks of eBay Inc. All other brand or product names are or may be trademarks or registered trademarks of their respective owners.

Document Information

Version: 2.4

Date: July 2009

Company Information

eBay Inc. 2145 Hamilton Ave. San Jose, CA 95125

phone: 408.558.7400; fax: 408.558.7401

Contents

Introduction.....	8
How to use this guide.....	8
How to interpret text styles.....	8
Using and managing template files.....	9
Understanding template structure.....	9
Understanding file size and content rules.....	10
Understanding the Action field values.....	10
Using Action values.....	10
Understanding Action-specific required fields.....	13
Required template fields for each Action value.....	13
Using smart headers and quotation marks.....	14
Using smart headers.....	14
Using quotation marks as text qualifiers.....	14
Using multiple actions and excess fields.....	15
Including multiple Actions in one file.....	15
Including excess fields for a given Action.....	15
Modifying a default template	16
Adding a new field to a default template.....	16
Using postage discount fields.....	17
Combining payments to offer postage discounts.....	17
Adding postage discount fields to a template.....	17
Using auto-accept and auto-decline fields.....	18
Using return policy fields.....	18
Using package weight and dimension fields.....	19
Adding package weight information fields.....	19
Adding package dimension information fields.....	20
Using international site visibility fields.....	20
Using advanced functions.....	22
Using programmatic instructions.....	22
Uploading files programmatically.....	22
Requesting an eBay token.....	22
Downloading files programmatically.....	22
Sample HTTP Post Request.....	23
HTTP Post Request Components.....	23
Using metadata information.....	24
Metadata cell information.....	24
Overriding metadata values.....	24
Site and template information.....	25
eBay site-specific information.....	25
Site-specific template information.....	25
Default template metadata information.....	27
Metadata values.....	27
Region and country information.....	29

Template field definitions.....	33
Design and display fields.....	33
Action.....	33
BoldTitle.....	33
Border.....	33
BuyerUserID.....	34
Category.....	34
Category2.....	34
A:Condition.....	34
Country.....	34
CrossBorderTrade.....	35
CustomLabel.....	35
Description.....	35
Duration.....	35
EndCode.....	36
Featured.....	36
Feedback.....	36
FeedbackType.....	36
FE:ListByDate.....	37
Format.....	37
GalleryDuration.....	37
GalleryType.....	37
Highlight.....	38
HitCounter.....	38
ItemID.....	38
Location.....	38
LotSize.....	38
PhotoDisplayType.....	39
PicURL.....	39
PostalCode.....	39
PrivateAuction.....	39
PrivateNotes.....	40
ProductIDType.....	40
ProductIDValue.....	40
Quantity.....	40
ScheduleTime.....	41
SkypeContactOption.....	41
SkypeID.....	41
SkypeEnabled.....	41
SubTitle.....	41
Title.....	42
Pricing and cost fields.....	42
ApplyShippingDiscount.....	42
AutoAcceptEnabled.....	42
BestOfferAutoAcceptPrice.....	43
BestOfferEnabled.....	43
BuyItNowPrice.....	43
Currency.....	43

DomesticInsuranceFee.....	43
DomesticInsuranceOption.....	44
GetItFast.....	44
InternationalInsuranceFee.....	44
InternationalInsuranceOption.....	44
InternationalPromotionalShippingDiscount.....	45
InternationalShippingDiscountProfileID.....	45
MinimumBestOfferMessage.....	45
MinimumBestOfferPrice.....	45
PackagingHandlingCosts.....	46
PromotionalShippingDiscount.....	46
ReservePrice.....	46
SalesTaxPercent.....	46
SalesTaxState.....	47
ShippingDiscountProfileID.....	47
ShippingInTax.....	47
StartPrice.....	47
UseTaxTable.....	47
VATPercent.....	48
Packaging and handling fields.....	48
*DispatchTimeMax.....	48
GiftExpressShipping.....	48
GiftIcon.....	49
GiftShipToRecipient.....	49
GiftWrap.....	49
MeasurementUnit.....	49
PackageDepth.....	50
PackageLength.....	50
PackageType.....	50
PackageWidth.....	50
Region.....	51
ShippingIrregular.....	51
ShippingStatus.....	51
ShippingType.....	51
ShipToLocations.....	52
WeightMajor.....	52
WeightMinor.....	52
WeightUnit.....	52
Payment and return fields.....	53
AdditionalDetails.....	53
AmEx.....	53
CashOnPickup.....	53
CCAAccepted.....	53
COD.....	54
Discover.....	54
Escrow.....	54
FinanceOfferID.....	54
ImmediatePayRequired.....	55

MoneyXferAccepted.....	55
MoneyXferAcceptedInCheckout.....	55
OtherOnlinePayments.....	55
PaymentInstructions.....	56
PaymentOther.....	56
PaymentSeeDescription.....	56
PaymentStatus.....	56
PayPalAccepted.....	57
PayPalEmailAddress.....	57
ReturnsAcceptedOption.....	57
VisaMastercard.....	57
Postage services fields.....	58
ShippingService-1:AdditionalCost.....	58
ShippingService-1:Cost.....	58
ShippingService-1:FreeShipping.....	58
ShippingService-1:Option.....	59
ShippingService-1:Priority.....	59
ShippingService-1:ShippingSurcharge.....	59
ShippingService-2:AdditionalCost.....	59
ShippingService-2:Cost.....	60
ShippingService-2:Option.....	60
ShippingService-2:Priority.....	60
ShippingService-2:ShippingSurcharge.....	60
ShippingService-3:AdditionalCost.....	61
ShippingService-3:Cost.....	61
ShippingService-3:Option.....	61
ShippingService-3:Priority.....	62
ShippingService-3:ShippingSurcharge.....	62
IntlShippingService-1:AdditionalCost.....	62
IntlShippingService-1:Cost.....	62
IntlShippingService-1:Locations.....	63
IntlShippingService-1:Option.....	63
IntlShippingService-1:Priority.....	63
IntlShippingService-2:AdditionalCost.....	63
IntlShippingService-2:Cost.....	64
IntlShippingService-2:Locations.....	64
IntlShippingService-2:Option.....	64
IntlShippingService-2:Priority.....	65
IntlShippingService-3:AdditionalCost.....	65
IntlShippingService-3:Cost.....	65
IntlShippingService-3:Locations.....	65
IntlShippingService-3:Option.....	66
IntlShippingService-3:Priority.....	66
Postage services option values.....	66
Australia services options.....	66
Austria services options.....	68
Belgium (French) services options.....	68
Belgium (Dutch) services options.....	70

Canada services options.....	71
Canada (French) services options.....	72
France services options.....	73
Germany services options.....	74
Hong Kong services options.....	76
Ireland services options.....	77
India services options.....	77
Italy services options.....	78
Netherlands services options.....	78
Poland services options.....	79
Spain services options.....	79
Switzerland services options.....	80
Taiwan services options.....	80
United Kingdom services options.....	81
United States services options.....	82
Result and report fields.....	84

Introduction

This section describes this document's purpose and explains where to find the File Exchange listing templates.

How to use this guide

This guide explains how to use the eBay File Exchange listing tool to post product listings to the eBay web site. This guide was designed to be used with one of the standard templates available on the File Exchange [Select Template](#) web page.

How to interpret text styles

The text in this document use these text styles in sentences to imply specific meanings:

- **Bold** signifies objects clicked to perform a function, such as menu commands, buttons, and keyboard keys. **Bold** is also used to highlight a term or phrase before its explanation.
- *Italic* denotes names of pertinent objects, such as application windows, field names, hyperlinks, and introductory terms.
- Monospace signifies programming objects, such as code examples, field values, and URLs.
- PlainCapitalLetters signifies a general reference, such as these underlined terms: "For Action, use the VerifyAdd value," and "ReturnsAcceptedOption supports the ReturnsAccepted and ReturnsNotAccepted values."



Using and managing template files

This section explains the best practices for template use and management, and also offers tips and techniques for using the File Exchange templates.

Understanding template structure

This section explains the field requirements and file format structure.

Product information can be entered in the appropriate template manually, item by item, or, if you already have your inventory documented in a database or spreadsheet file, you can map your data directly into the template file. Whichever method you select, enter the data in the format specified, paying particular attention to the following:

- *Required Field*: You must provide data for each of the required fields specified in the data field tables. Each required field name is preceded by an asterisk *.
-  **Note**: New sellers are required to use a safe payment method, which means accepting PayPal or a merchant credit card, such as American Express, Discover, Visa, or MasterCard. To choose a safe payment option, refer to [Payment and return fields](#) on page 53.
- *Character type, character limit, and values*: The data must conform to the character types and limits provided in the template data field tables.
- *Header field names are not case-sensitive*: It does not matter whether you capitalize the letters in the field names or not. For example, eBay File Exchange will recognize both `paypalaccepted` and `PayPalAccepted` as the same field. However, we recommend that you use the header (field) names as they are provided in this manual.
- *Header (field) values are case-sensitive*: When you provide particular string values for data fields, make sure they conform to the case sensitivity noted in the data field templates in this manual. For example, `VerifyAdd` is an acceptable value for the Action field, but `verifyadd` is not.
- *Field Relationships*: Some fields are coupled with correlated fields. For example, if you enter a value in the `ProductIDType` field for a specific item, then you must also enter a value in the `ProductIDValue` field. In some instances, a field may be optional, technically speaking, but it requires also using a related field because of their relationship. Improperly used fields can cause inconsistent shipping and payment error messages in the results file.
- *Template variations across eBay sites*: Not all default templates are supported on each eBay site. For example, the Catalog template is not supported on certain sites.
-  **Tip**: For more information about site-specific support, refer to the [Site-specific template information](#) on page 25.
- *Smart Headers automatically apply values*: If you create an item listing file for specific types of items, such as books, all have the same value, you can enter the value in the header once instead of entering the value for each listing multiple times.

Understanding file size and content rules

This section explains the file and format requirements for using the File Exchange templates.

Follow these rules to minimise processing errors when using the File Exchange templates.

- Files must be in one of these formats: comma-separated (.csv), semicolon-delimited (.csv) or tab-delimited (.txt).
- A single file cannot be larger than 15 MB or the upload will fail.
- Files must contain data for each required field. Each required data field is denoted with an asterisk (*) before its name. All other fields are optional (although some contain dependencies, so that if you include one, you may be required to include another; refer to [Template field definitions](#) on page 33 for more information).
- The Action field must always be the first cell and row in a file; it doesn't matter what order the rest of the data fields are in. Refer to [Using Action values](#) on page 10 for more information.
- Do not include headers in a row of data.
- File Exchange does not support multi-line listings. Do not include extra lines, new-line characters, or carriage returns.

Understanding the Action field values

This section explains how to use the Action field values in the File Exchange templates.

Using Action values

The following sections explain the purpose of the Action field values. Action values differ from Action metadata; Action values determine how a listing is processed when uploaded; whereas, metadata identifies site ID, country, and currency information.

Refer to the [eBay Help Centre](#) for more information about eBay policies and instructions.

Action values include:

- [Add](#)
- [VerifyAdd](#)
- [Revise](#)
- [Relist](#)
- [AddToItemDescription](#)
- [End](#)
- [Status](#)

The following sections explain the purpose for each Action.

Using the Add action

This action adds new listings to eBay, and returns a results file containing any associated fee data, error warnings, etc. It also generates an Item ID for each new listing. The ItemID value is used when you revise, relist, and end items.

Refer to [Understanding Action-specific required fields](#) on page 13 for the list of attributes that must accompany the Add action in a template file.

Using the VerifyAdd action

This action tests your file format and listing information before you actually upload them to eBay File Exchange. In other words, this action is exactly like an Add, but it doesn't result in an added listing. If the listing has any errors, the errors will appear in the Upload Results file.

VerifyAdd verifies each record on the add file and returns a results file containing any associated fee data, error warnings, etc. (If your VerifyAdd is successful, eBay File Exchange will return all the fee amounts for each listing but no ItemIDs because nothing was actually added to the site.) When you're ready, you can use the Add action using the same values as those in your VerifyAdd file, confident that they are correct and that your items will be listed on eBay without any errors.

Refer to [Understanding Action-specific required fields](#) on page 13 for the list of attributes that must accompany the VerifyAdd action in a template file.

Using the Revise action

Revising your listings means making a change to the listing in some way; for example, changing the BuyItNow price.

To avoid errors when you relist, include only the required fields, which are:

- Action=Revise
- ItemID=<eBay-generated ItemID for the listing, retrieved from the Load Results Report>

When revising payment information in a listing, you must also include the shipping fields information for the item.

An active listings report is available for download and contains a list of all active listings, including a flag indicating that you can revise an item.

Using the Relist action

Relisting your ended items means listing an item for sale again after it did not sell the first time (You cannot relist an item until either it ends, or you end the listing yourself.) If you sell a relisted item, eBay automatically refunds one of the two relisting fees (some restrictions apply).

To avoid errors when you relist, include only the required fields, which are:

- Action=Relist
- ItemID=<eBay-generated ItemID for the listing, retrieved from the Load Results Report>

Refer to [Understanding Action-specific required fields](#) on page 13 for the list of attributes that must accompany the VerifyAdd action in a template file.

Using the AddToItemDescription action

Adding item description information to your listings means making a change to the listing description only.

The AddToItemDescription action allows you to revise only the item description, whereas the Revise action allows changing multiple details about your item. If you sell a relisted item, eBay automatically refunds one of the two relisting fees (some restrictions apply).

To avoid errors when using this action, include only the required fields, which are:

- Action=AddToItemDescription
- ItemID=<eBay-generated ItemID for the listing, retrieved from the Load Results Report>. For example, enter: 3500001016281.
- Description=<Additional information added to the listing description>. For example, enter: This product is available in sizes small (S), medium (M), and large (L) only.

Using the End action

Use this action to remove your listings from eBay. To avoid errors when you end your listing, include only the required fields, which are.

- Action=End
- ItemID=<eBay-generated ItemID for the listing, retrieved from the Load Results Report>
- EndCode=Valid values include: LostorBroken, NotAvailable, Incorrect, or OtherListingError.

Using the Status action

Using the Status action, you can mark items Paid and Dispatched and also Leave Feedback for buyers in bulk. In fact, you can do all three with just one Status action in one row of your file.

You can only use Status for items that have sold; you cannot use this action on unsold or active listings. For details on these fields, refer to the [Result and report fields](#) on page 84.

Payment status

To mark an item paid, include the following fields in your upload file:

- Action=Status
- ItemID=<eBay-generated ItemID for the listing, retrieved from the Load Results Report>
- PaymentStatus=1

Postage status

To mark an item dispatched, include the following fields in your upload file:

- Action=Status
- ItemID=<eBay-generated ItemID for the listing, retrieved from the Load Results Report>
- ShippingStatus=1

Leave Feedback status

To leave feedback for buyers, include the following fields in your upload file:

- Action=Status
- ItemID=<eBay-generated ItemID for the listing, retrieved from the Load Results Report>
- BuyerUserID=<Buyer's eBay member ID>
- FeedbackType=<valid values include: Positive, Neutral, or Negative>
- Feedback=<Textual description>

Using Info in the Action field

If you use "Info" in the first column of a row-which is always an Action field-this denotes that this row is not requesting any action, but rather is an informational (or comment) row. You can use the Info row to "comment out" notes about the flat file, without risking any processing errors. An example file with Info rows is shown below.

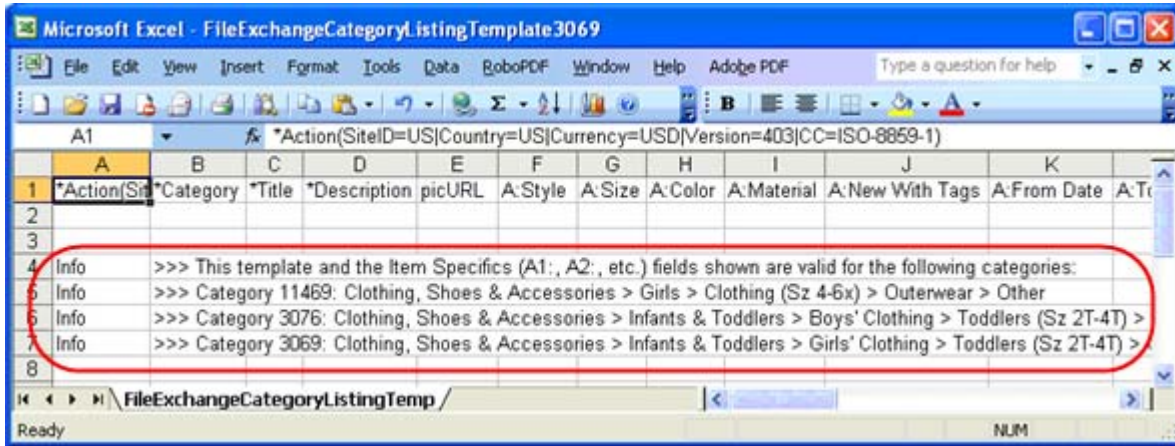


Figure 1: Info in the Action field

Understanding Action-specific required fields

This section explains the required field requirements for a given action in the File Exchange templates.


Required template fields for each Action value

Uploaded files must contain required fields. An asterisk (*) precedes each required field names in the default catalogue or a non-catalogue (basic or item specific) templates; all other fields are optional. (Some contain dependencies, meaning, if you use one optional field, you may need to use others).

Different eBay File Exchange actions require different fields, as shown in the table below.

Required Fields	Action Values						
	Add or VerifyAdd (Catalogue)	Add or VerifyAdd (non-Catalogue)	AddToItem Description	Revise	Relist	End	Status
*Category		X					
*Description		X	X				
*Duration	X	X					
*EndCode						X	
*Format	X	X					
*ItemID			X	X	X	X	X
*Location	X	X					
*ProductIDType	X						
*ProductIDValue	X						
*Quantity	X	X					
*StartPrice	X	X					
*Title		X					
*ReturnsAcceptedOption	X	X					

Required Fields	Action Values						
	Add or VerifyAdd (Catalogue)	Add or VerifyAdd (non-Catalogue)	AddToItem Description	Revise	Relist	End	Status
<i>*DispatchTimeMax</i> (Handling time)	X	X					
<i>*ShippingType</i>	X	X					
<i>Shipping services field(s)</i> <i>Postage services fields</i> on page 58	X	X					
<i>Payment and return fields</i> on page 53	X	X					

 **Note:** New sellers are required to use a safe payment method, which means accepting PayPal or a merchant credit card, such as American Express, Discover, Visa, or MasterCard.

Using smart headers and quotation marks

This section explains how to use special techniques for maximizing code efficiency in the File Exchange templates.

Using smart headers

In eBay File Exchange, you can use smart headers, which set a global file-level default preference per column within each file, using the “=” sign within the header to designate a default value for that entire column.

For example, you can convert the *PayPalEmailAddress* header to `PayPalEmailAddress=userid@mydomain.com`, to make the value of every subsequent row in this column be `userid@mydomain.com`.

If you use smart headers, follow these guidelines:

- Do not use spaces between the header name and the header value you provide. For example, category 552 should be entered as `Category=552`.
- Follow the rules for the data field when entering a value. For example, the valid values for “*BoldTitle*=” are 1 (true) or 0 (false), the valid value for *Description*=” is any text up to 500,000 characters, and so on.
- You cannot set a Smart Header for the Action field; you must explicitly list this value for every item or row.
- If you include an “=” sign after the field header, but do NOT provide a value, eBay File Exchange will treat this as a valid field header that has no default or global value associated with it and will look for a value in each row for this field/column.
- Even if you set a Smart Header value, you can still override it on a row-by-row basis.
- If you provide an override value that is invalid for that field, the listing will fail and you will receive a warning in the results file for that row.
- You can also override a Smart Header with a minus symbol “-” in individual cells. eBay File Exchange will treat these cells as having no data at all.

Using quotation marks as text qualifiers

When you use certain punctuation in CSV or .txt files in text fields, you must put quotation marks around the text, as described in the table below.

Use plain quotation marks (""); do not use smart quotes (“”). If you save an Excel file in .CSV or .TXT format, Excel automatically adds the required text qualifiers.

Punctuation	Where to put the Quotes	For Example
Comma or semicolon.	Put the text inside a set of quotation marks.	Factory sealed, still in shrink wrap
Quotation marks inside a text field, to denote a nickname.	Put the quoted word(s) inside another set of quotes, and also put quotes around the entire text field.	Clarence "Lumpy" Rutherford
Soft returns (line feeds)	Put the text inside a set of quotes.	"123[Alt+Ent]456"

Using multiple actions and excess fields

Explains how to use the Action field values in the File Exchange templates.

Including multiple Actions in one file

Your uploaded flat files can contain any combination of actions. For example, you can upload a file that only adds listings; you can also upload a file that contains added listings and revised listings. However, you can only perform one action per row. Do not attempt to submit a file that contains multiple actions for the same item as this may cause errors.

Including excess fields for a given Action

If you submit a file that contains unsupported fields for a given action, then File Exchange will ignore those unsupported fields and process the action if all other required and eligible fields are valid. For example, if you try to remove a listing using the End action, but supply unnecessary fields like *Description*, then File Exchange will ignore those fields and end the listing.

Modifying a default template

This section provides in-depth information about how to add new and optional fields to the File Exchange templates. These instructions describe using Microsoft[®] Excel[®]; if you are using a different spreadsheet application, use similar functions in that application to complete this procedure.

Adding a new field to a default template


This section explains how to add new fields to a default File Exchange template.

The default File Exchange templates only contain a subset of all the supported fields; fields need to be added for most of the optional fields, as well as for new features. This section explains how to add a new field in one of the default templates, or in one of your working product listing files.

The File Exchange templates contain both required and optional fields. Do not change or delete any of the required field headers. Required fields are in **bold type** or have an asterisk (*) beside the field name.

An optional field can be deleted, or renamed to serve as a new field that is not in the default templates. For example, you may not want to use the *Highlight* field, but would like to have a border around your listing, so you can replace it with *Border* and use it for that purpose.

Another option for adding new fields is to add blank columns in the template, and then add the new field names in the column header.

 **Tip:** If you want to add multiple new fields that have similar field names, such as *WeightMajor*, *WeightMinor*, and *WeightUnit*, use this method:

1. Create a field with the new field name, like `WeightMajor`.
2. Copy and paste this whole column as many times as needed for your new fields.
3. Revise the appropriate portion of the replicated field names (`Minor` for `Major`, and `Unit` for `Major`).

You do not have to remove unused fields, but doing so after creating and successfully uploading a new listing file makes it easier to customise and manage different types of product listing files.

Field names must follow the format requirements explained in the [Template field definitions](#) on page 33. These instructions describe using Microsoft[®] Excel[®]; if you are using a different spreadsheet application, use similar functions in that application to complete this procedure.

1. Open a default template or one of your working product listing files.
The default templates are available on the File Exchange [Select Template](#) page.
2. Add the following new header field names using one of these methods:
 - Click on a field in the first row (except for Action) and select **Insert > Column** on the menu bar. Enter a field name in the new column, such as `Border`, and then press **Enter**.
 - Click on an optional field in the first row that you do not intend to use, such as *Highlight*. Enter a new field name in its place, such as `Border`, and then press **Enter**.
3. Enter values (in the second row, below the field header) for the new fields, and then save the file.

Using postage discount fields

This section explains how to create combined payments and postage discounts rules and profiles, and then add new fields for postage discounts in one of the default templates.

Combining payments to offer postage discounts

Using postage discounts lets you offer buyers savings on postage when they purchase multiple items from you, which may encourage buyers to buy additional items. In order to use postage discounts, you must use combined payments. For an overview about setting postage discount rules and profiles, refer to [Using Combined Payments](#) and [About Postage Discounts](#).

To set up postage discounts, log in to eBay and follow these steps:

1. Select **My Account > Site Preferences**.
2. Scroll to the Selling Preferences section, locate *Postage Preferences*, and select **Show**.
3. Locate *Offer combined payments and postage* and select **Edit**
4. Locate *Combined payments* to make sure that this preference is enabled. If so, make sure the number days allowed for combined payments meet your expectations. To change the number of days, click **Edit**, make the change, and then click **Save**.
If combined payments are not enabled, click **Create**, click on the *Allow* box, and then select the number of days from the menu. When finished, click **Save**.
5. In the *Combined Postage Discounts* section, select **Create** under either *Flat* or *Calculated* postage rule. This procedure follows the Flat postage discount workflow, so use the *Flat* option. For calculated postage, the options are different, but the process follows the same basic workflow.
6. In screen 1, select **Add an amount for additional items** or **Subtract an amount for additional items** from the menu, and then enter an amount in the adjacent box. Another option is to select **Free P&P** if the additional items will be dispatched free of charge.
7. To create a rule profile, select **Add Profiles**. Enter a profile name in the adjacent box. Click **Next**.
8. In screen 2, review your postage rule profile specifics, and if you approve, click **Next** again.
9. Select a rule for domestic insurance from the menu. If you chose *Optional - Buyer's choice* or *Required*, enter the insurance amount for the items based on price. The other options do not require entering amounts. When finished, click **Next**.
10. Select a rule for international insurance from the menu. If you chose *Optional - Buyer's choice* or *Required*, enter the insurance amount for the items based on the item price. The other options do not require entering amounts. When finished, click **Next**.
11. In screen 3, the options you chose are listed. If you approve, click **Save**. If you wish to change any details, use the Back button to revise this rule.

Adding postage discount fields to a template

Now that you've created the postage discount rules and profile(s) for your eBay account, you're ready to add the postage discount fields and values to your product listing file (or default template). For postage discounts to apply to product listing, you must add the postage discount fields and values for a new item before uploading the new product listing file.

1. Open a template file and add new fields (refer to [Adding a new field to a default template](#) on page 16) for the item(s) that you want to offer postage discounts. You must add at least a new field for *ApplyShippingDiscount*. If you created rule profiles, you must also enter a new field for

ShippingDiscountProfileID (refer to [Pricing and cost fields](#) on page 42 for other discount field names and value definitions.)

2. Enter values for the new fields. For example, enter 1 for *ApplyShippingDiscount*. If you want to apply a rule profile to this item, enter a profile name that you previously created for *ShippingDiscountProfileID*.
3. Enter any required or desired field values for the item, and then save the file.

Using auto-accept and auto-decline fields

This section explains how to add new fields for the auto-accept and auto-decline option in one of the default templates, or in one of your working product listing files.

To accept or decline best offers from buyers, the item listed must be in a format that supports Best Offer. For format information about the auto-accept and auto-decline fields, refer to [Pricing and cost fields](#) on page 42. These best offer fields can be added:

- BestOfferEnabled
- AutoAcceptEnabled
- BestOfferAutoAcceptPrice
- MinimumBestOfferPrice
- MinimumBestOfferMessage

In order to use the best offer function, you must add at least a new field for *BestOfferEnabled*.

1. Open a template file and add the new field columns (refer to [Adding a new field to a default template](#) on page 16). If you want to automatically accept or decline offers, you must also add the new fields, respectively, for *BestOfferAutoAcceptPrice* and *MinimumBestOfferPrice*.
2. Enter values for the new fields. For example, enter 1 for *BestOfferEnabled*. To use the automatic options, enter the amounts you would accept or decline in the appropriate fields. For example:
 - BestOfferAutoAcceptPrice: Enter 5,000.
 - MinimumBestOfferPrice: Enter 4,750

The delta between the two amounts allows for negotiation with the buyer.

3. Enter any required or desired field values for the item, and then save the file.

Using return policy fields

This section explains how to add information for return policy fields in the default templates.


Before offering product return policies to buyers, first visit the [Return Policy](#) page to learn basic return policy strategies.

For information about the return policy fields, refer to [Payment and return fields](#) on page 53. The return policy fields are:

- ReturnsAcceptedOption
- AdditionalDetails

Different sites support different return policy options. To make return policies easier to specify and to understand, many eBay sites offer a standardised way to specify and display return policy information.

A seller should use the predefined return policy options in addition to describing a return policy in the item description field.

 **Note:** A seller can choose not to offer product returns, but sellers do need to specify a return policy.

To add return policy information, follow these steps:

1. Enter values for the return policy fields. For example:
 - ReturnsAcceptedOption: Enter ReturnsAccepted or ReturnsNotAccepted.
 - RefundOption: Enter MoneyBack, Exchange, or MerchandiseCredit
 - ReturnsWithinOption: Enter Days_3, Days_7, Days_10, Days_14, Days_30, or Days_60.
 - ShippingCostPaidBy: Enter Buyer or Seller.
 - AdditionalDetails: Enter any additional information you want to the buyer to see. (Optional)
2. Enter any required or desired field values for the item, and then save the file.

Using package weight and dimension fields

This section explains the purpose of the packaging weights and dimension field values.

Adding package weight information fields

Packaging weight fields only apply to calculated postage.

These package weight fields can be added:

- WeightMajor
- WeightMinor
- WeightUnit

The weight values may be imperial (lb, oz) or metric (kg, g), depending on your location. Some sites support both types of measurements. For example, the Canadian eBay site supports both imperial and metric weights, whereas the Australian eBay site only supports metric weights.

For more information about the weight fields, refer to [Packaging and handling fields](#) on page 48.

1. Open a template file and add the new field columns (refer to [Adding a new field to a default template](#) on page 16). Add the new fields you want to use, such as *WeightMajor*, *WeightMinor*, and *WeightUnit*.
2. Enter values for the new fields. For example:
 - WeightMajor: Enter 2 (pounds)
 - WeightMinor: Enter 14 (ounces)
 - WeightUnit: Enter lb
3. Enter values for any required shipping information fields. For example, shipping carrier and location information need to be entered in the *IntlShippingService-1:Option* and *IntlShippingService-1:Locations* fields, respectively. Similarly, using flat-rate shipping requires a value in the *IntlShippingService-1:Cost* field.
4. Enter values for any required P&P information fields. For example, postage carrier and location information need to be entered in the *IntlShippingService-1:Option* and *IntlShippingService-1:Locations* fields, respectively. Similarly, using flat-rate postage requires a value in the *IntlShippingService-1:Cost* field.
5. Enter any required or desired field values for the item, and then save the file.

Adding package dimension information fields

Packaging dimension fields only apply to calculated postage.

These package weight fields can be added:

- PackageLength
- PackageDepth
- PackageWidth

The dimension values may be imperial (in) or metric (cm), depending on your location. Some sites support both types of measurements. For example, the Canadian eBay site supports both imperial and metric dimensions, whereas, the Australian eBay site only supports metric dimensions.

For more information about the dimension fields, refer to [Packaging and handling fields](#) on page 48.

1. Open a template file and add the new field columns (refer to [Adding a new field to a default template](#) on page 16). Add the new fields you want to use, such as *PackageLength*, *PackageDepth*, and *PackageWidth*.
2. Enter values for the new fields. For example:
 - PackageLength: Enter 20 (inches).
 - PackageDepth: Enter 14 (inches).
 - PackageWidth: Enter 18 (inches).
3. Enter values for any required P&P information fields. For example, postage carrier and location information need to be entered in the *IntlShippingService-1:Option* and *IntlShippingService-1:Locations* fields, respectively. Similarly, using flat-rate postage requires a value in the *IntlShippingService-1:Cost* field.
4. Enter any required or desired field values for the item, and then save the file.

Using international site visibility fields

This section explains how to add a new field for international site visibility in one of the default templates, or in one of your working product listing files.

To have your listings appear in product search results in other countries, you must add the *CrossBorderTrade* field to a default template (or a current listing file), and then enter a value for the new field. Before using international site visibility, read about the qualifications and requirements on the [Showing your items in search results on other eBay sites](#) page. For example, some category listings allowed in the US may not be supported in other regions of the world.

International site visibility is currently only supported in the United States, Canada, Ireland, and Great Britain. The list below describes to where each eBay site offers international site visibility:

- United States: UK (United Kingdom)
- Canada: UK (United Kingdom)
- Great Britain: North America (United States and Canada)
- Ireland: North America (United States and Canada)

For example, a seller in Canada would use UK as the *CrossBorderTrade* field value, whereas a seller in Ireland would use North America.

To add international site visibility information, follow these steps:

1. Open a template file and add a new field column (refer to [Adding a new field to a default template](#) on page 16). Enter `CrossBorderTrade` in the new field header.

2. Enter a region value for the new field. For example, if your primary eBay site is in the US, enter: UK.
3. Enter values for any required P&P information fields. For example, postage carrier and location information need to be entered in the *IntlShippingService-1:Option* and *IntlShippingService-1:Locations* fields, respectively. Similarly, using flat-rate postage requires a value in the *IntlShippingService-1:Cost* field.
4. Enter any required or desired field values for the item, and then save the file.

Using advanced functions

This section provides expert-level information about using the File Exchange templates.

Using programmatic instructions

This section explains how to programmatically upload and download files to eBay using File Exchange.

Uploading files programmatically



Caution: Advanced Users Only! Only experienced users should use this method to upload data to the eBay File Exchange website.

To upload your file programmatically, you must send an HTTP Post request to eBay File Exchange server to accept the request contents. Perform the following steps:

1. Download and complete the appropriate eBay File Exchange template.
2. Get a security token from eBay File Exchange, described in [Requesting an eBay token](#) on page 22.
3. Initiate an HTTPS connection and then post your data file with your token to the eBay File Exchange Web address: `https://bulksell.ebay.com/ws/eBayISAPI.dll?FileExchangeUploadForm`

After eBay has processed your data file, you will receive an email that includes a URL to access your Load Results Report. You can also get your upload results file by posting the following parameters:

- jobId
- token

Requesting an eBay token

As a non-Web authenticated user, you can only upload to eBay File Exchange using a token. To acquire a token, go to the [Programmatic Upload and Download Instructions](#) page and click on **security token**. Copy this token, paste it into a file, and save this file on your local disk in a secure location (eBay recommends using a firewall). Do not share it with others. You will need to include this token when you post your inventory data file.

The security token will serve as a key for entry to eBay File Exchange and will be valid for one year, after which you must request another one.

Downloading files programmatically



Caution: Advanced Users Only! Only experienced users should use this method to download data to the eBay File Exchange website.

To download your file programmatically, you must send an HTTP Get request to eBay File Exchange server to accept the request contents. Perform the following steps:

1. Download and complete the appropriate eBay File Exchange template.
2. Get a security token from eBay File Exchange, described in [Requesting an eBay token](#) on page 22.

- Initiate an HTTPS connection and then post your data file with your token to the eBay File Exchange Web address:
<https://bulksell.ebay.com/ws/eBayISAPI.dll?FileExchangeProgrammaticDownload>

After eBay has processed your data file, you will receive an email that includes a URL to access your Load Results Report. You can also get your download results file by posting the following parameters:

- jobId
- token

Sample HTTP Post Request

```
POST /path/to/upload/script HTTP/1.0
Connection: Keep-Alive
User-Agent: My Client App v1.0
Host:
https://bulksell.ebay.com/ws/eBayISAPI.dll?FileExchangeUploadForm
Content-type: multipart/form-data;
boundary=THIS_STRING_SEPARATES
Content-Length: 256
--THIS_STRING_SEPARATES
Content-Disposition: form-data; name="token"
12345678987654321
--THIS_STRING_SEPARATES
Content-Disposition: form-data; name="file";
filename="listings.csv"
Content-Type: text/csv
... contents of listings.csv ...
--THIS_STRING_SEPARATES-
```

HTTP Post Request Components

The HTTP Post Request must always include the following components. In the first line, the method to be applied to the resource, the identifier of the resource, and the protocol version in use, such as:

```
POST /path/to/upload/script HTTP/1.0
```

The connection, user-agent and host information is next:

```
Connection: Keep-Alive
User-Agent: My Client App v1.0
Host:https://bulksell.ebay.com/ws/eBayISAPI.dll?FileExchangeUploadForm
```

Header containing file content and length information:

```
Content-type: multipart/form-data; boundary=THIS_STRING_SEPARATES
Content-Length: 256
```

Contents, which includes your security token and then the actual file contents you want to upload:

```
--THIS_STRING_SEPARATES
Content-Disposition: form-data; name="token"
12345678987654321
--THIS_STRING_SEPARATES
Content-Disposition: form-data; name="file"; filename="listings.csv"
Content-Type: text/csv
... contents of listings.csv ...
--THIS_STRING_SEPARATES-
```

Using metadata information

This section explains how to use and modify the metadata in the Action field header of the default templates.

Metadata cell information

Also known as data about data, metadata is the information that is encoded in, and describes the aspects of, the listing template. For example, SiteID and Country metadata in the templates differ according to the eBay site you use.

Metadata also provides a means to control each header's values. eBay File Exchange supplies the metadata in the first row of the first column of each template, which is the *Action* field header. Metadata includes:

- SiteID
- Country
- Currency
- API Compatibility Level
- Character Set

The metadata cell should begin with the word `Action` and the contents should follow within parentheses in ASCII. Each piece of metadata should be separated by a pipe “|” to isolate it from the Action tag.

For example, the first cell of an eBay File Exchange template file contains the metadata in the example shown below:

```
*Action(SiteID=<CountryName>|Country=<CountryCode>|Currency=<CurrencyCode>|Version=403|CC=UTF-8)
```

Overriding metadata values



Caution: ADVANCED USERS ONLY!

Changing metadata values can cause upload errors; do not override the metadata values in your template files unless are an experienced user.

If you change any values, do not add spaces between the data. You can alter data in several ways:

- Manually edit the SiteID, Country and Currency values.
- Add a SiteID, Country or Currency field (column) to your file templates, which then overrides the values in the metadata cell.
- Enter a data field and the one corresponding value you want to set for it in your file. For example, if you want every item in your file to have a StartPrice of \$1.99, you can enter `StartPrice=1.99` in the metadata cell and this value will be used for every item in your file. The metadata would look like this:

```
*Action (SiteID=US | Country=US | Currency=USD | Version=403 | CC=UTF-8)
```

Site and template information

This section provides more in-depth information about site specifics, metadata, and field definitions in the File Exchange templates.

eBay site-specific information

Explains which eBay sites support each type of template and the flat-file formats for each site.

Site-specific template information

Supported templates for each site

Not all eBay sites support every type of template; the table below shows the templates each eBay site supports. If you try to list items using ISBN or UPCs on sites that do not support Catalogue template listings, you will receive an error.

eBay Site	Supported Templates		
	Basic	Item Specifics	Catalogue
Australia	X	X	X
Austria	X	X	X
Belgium (Dutch)	X	X	X
Belgium (French)	X	X	X
Canada (English)	X	X	X
Canada (French)	X	X	X
France	X	X	X
Germany	X	X	X
Hong Kong	X	X	
Italy	X	X	X
India	X	X	
Ireland	X	X	X
Malaysia	X	X	
Netherlands	X	X	X
Philippines	X	X	
Poland	X	X	X
Singapore	X	X	
Spain	X	X	

eBay Site	Supported Templates		
	Basic	Item Specifics	Catalogue
Switzerland	X	X	X
United Kingdom	X	X	X
United States	X	X	X

Default template formats for each site

The table below explains the type of flat-file format used for template processing uploaded files at each of the regional sites.

Flat-file Formats for Each Site	
Site	Flat-file format
AT (Austria)	Semi-colon delimited
AU (Australia)	Comma-separated
FR_BE (Belgium-French)	Semi-colon delimited
NL_BE (Belgium-Dutch)	Semi-colon delimited
CA (Canada-English)	Comma-separated
QUEBEC (Canada-French)	Comma-separated
CH (Switzerland)	Semi-colon delimited
DE (Germany)	Semi-colon delimited
ES (Spain)	Semi-colon delimited
FR (France)	Semi-colon delimited
HK (Hong Kong)	Comma-separated
IE (Ireland)	Comma-separated
IN (India)	Comma-separated
IT (Italy)	Semi-colon delimited
MY (Malaysia)	Comma-separated
NL (Netherlands)	Semi-colon delimited
PH (Philippines)	Comma-separated
PL (Poland)	Semi-colon delimited
SG (Singapore)	Comma-separated
UK (United Kingdom)	Comma-separated
US (United States)	Comma-separated

Default template metadata information

Defines these metadata values used in the Action field header: SiteID, Currency, Country, API compatibility, and character set.

Metadata values

SiteID

The SiteID represents the site where you want to list your items. The default SiteID is taken from the site where you downloaded your template. For example, if you want to list on the Germany site, make sure that SiteID=Germany. Valid values are provided in the table below.

Site	SiteID Values
Australia	Australia
Austria	Austria
Belgium (Dutch)	Belgium_Dutch
Belgium (French)	Belgium_French
Canada (English)	Canada
Canada (French)	CanadaFrench
eBay Motors	eBayMotors
France	France
Germany	Germany
India	India
Italy	Italy
Poland	Poland
Netherlands	Netherlands
Singapore	Singapore
Spain	Spain
Switzerland	Switzerland
United Kingdom	UK
United States	US

Country

The Country (two-digit code) correlates to the site ID. The default Country value provided is taken from the site where you downloaded your template.

For example, templates downloaded from the United States will have Country=US and Currency=USD. Valid values are provided in the table below.

Country (Language)	Country Value
Australia	AU
Austria	AT
Belgium (Dutch)	NL_BE
Belgium (French)	FR_BE
Canada (English)	CA
Canada (French)	QUEBEC
France	FR
Germany	DE
Hong Kong	HK
India	IN
Ireland	IE
Italy	IT
Malaysia	MY
Phillippines	PH
Poland	PL
Netherlands	NL
Singapore	SG
Spain	ES
Switzerland	CH
United Kingdom	UK
United States	US

Currency

The Currency represents the monetary system in which you want to list your items. The default Currency value provided is taken from the site where you downloaded your template.


For example, templates downloaded from the United States will have `SiteID=US` and `Currency=USD`. Valid values are provided in the table below.

Site	Currency Value
US Dollar	USD
Canadian Dollar	CAD
UK Pound Sterling	GBP
Australian Dollar	AUD
Euro	EUR
Polish Zloty	PLN

Site	Currency Value
Swiss Franc	CHF
Renminbi	CNY
Indian Rupee	INR

API compatibility level

This refers to the eBay API (Application Program Interface); for example, Version=403. This metadata is related to internal eBay system details.

 **Caution:** Do not alter these values.

Character Set

This refers to the Character Set metadata; for example, CC=GBK. The particular Character Set in your file's metadata will vary, depending on the site where you downloaded your template. Possible Character Sets include ISO-8859-1, GBK, Big5, CP1252, and UTF-8 (the names are not case-sensitive). This metadata is related to eBay system details. Do not alter these values.

Region and country information

This section explains the region names and country codes supported in the File Exchange templates. These values are used in the Location and Region fields of the default templates, and differ from the metadata values used in the Action header.

Country codes

Country codes must be entered exactly as shown in the table below.

Country/Site	Valid Values	Country/Site	Valid Values	Country/Site	Valid Values
Afghanistan	<i>AF</i>	Germany	<i>DE</i>	Niger	<i>NE</i>
Albania	<i>AL</i>	Ghana	<i>GH</i>	Nigeria	<i>NG</i>
Algeria	<i>DZ</i>	Gibraltar	<i>GI</i>	Niue	<i>NU</i>
American Samoa	<i>AS</i>	Greece	<i>GR</i>	Norway	<i>NO</i>
Andorra	<i>AD</i>	Greenland	<i>GL</i>	Oman	<i>OM</i>
Angola	<i>AO</i>	Grenada	<i>GD</i>	Pakistan	<i>PK</i>
Anguilla	<i>AI</i>	Guadeloupe	<i>GP</i>	Palau	<i>PW</i>
Antigua and Barbuda	<i>AG</i>	Guam	<i>GU</i>	Panama	<i>PA</i>
APO/FPO	<i>US</i>	Guatemala	<i>GT</i>	Papua New Guinea	<i>PG</i>
Argentina	<i>AR</i>	Guernsey	<i>QQ</i>	Paraguay	<i>PY</i>
Armenia	<i>AM</i>	Guinea	<i>GN</i>	Peru	<i>PE</i>
Aruba	<i>AW</i>	Guinea-Bissau	<i>GW</i>	Philippines	<i>PH</i>

Australia	<i>AU</i>	Guyana	<i>GY</i>	Poland	<i>PL</i>
Austria	<i>AT</i>	Haiti	<i>HT</i>	Portugal	<i>PT</i>
Azerbaijan Republic	<i>AZ</i>	Honduras	<i>HN</i>	Puerto Rico	<i>PR</i>
Bahamas	<i>BS</i>	Hong Kong	<i>HK</i>	Qatar	<i>QA</i>
Bahrain	<i>BH</i>	Hungary	<i>HU</i>	R ion	<i>RE</i>
Bangladesh	<i>BD</i>	Iceland	<i>IS</i>	Romania	<i>RO</i>
Barbados	<i>BB</i>	India	<i>IN</i>	Russian Federation	<i>RU</i>
Belarus	<i>BY</i>	Indonesia	<i>ID</i>	Rwanda	<i>RW</i>
Belgium	<i>BE</i>	Iran	<i>IR</i>	Saint Helena	<i>SH</i>
Belize	<i>BZ</i>	Iraq	<i>IQ</i>	Saint Kitts-Nevis	<i>QQ</i>
Benin	<i>BJ</i>	Ireland	<i>IE</i>	Saint Lucia	<i>LC</i>
Bermuda	<i>BM</i>	Israel	<i>IL</i>	Saint Pierre and Miquelon	<i>PM</i>
Bhutan	<i>BT</i>	Italy	<i>IT</i>	Saint Vincent and the Grenadines	<i>VC</i>
Bolivia	<i>BO</i>	Jamaica	<i>JM</i>	San Marino	<i>SM</i>
Bosnia and Herzegovina	<i>BA</i>	Jan Mayen	<i>SJ</i>	Saudi Arabia	<i>SA</i>
Botswana	<i>BW</i>	Japan	<i>JP</i>	Senegal	<i>SN</i>
Brazil	<i>BR</i>	Jersey	<i>UK</i>	Serbia	<i>RS</i>
British Virgin Islands	<i>VG</i>	Jordan	<i>JO</i>	Seychelles	<i>SC</i>
Brunei Darussalam	<i>BN</i>	Kazakhstan	<i>KZ</i>	Sierra Leone	<i>SL</i>
Bulgaria	<i>BG</i>	Kenya	<i>KE</i>	Singapore	<i>SG</i>
Burkina Faso	<i>BF</i>	Kiribati	<i>KI</i>	Slovakia	<i>SK</i>
Burma	<i>AF</i>	Korea, North	<i>KP</i>	Slovenia	<i>SI</i>
Burundi	<i>BI</i>	Korea, South	<i>KR</i>	Solomon Islands	<i>SB</i>
Cambodia	<i>KH</i>	Kuwait	<i>KW</i>	Somalia	<i>SO</i>
Cameroon	<i>CM</i>	Kyrgyzstan	<i>KG</i>	South Africa	<i>ZA</i>
Canada	<i>CA</i>	Laos	<i>LA</i>	Spain	<i>ES</i>
Cape Verde Islands	<i>CV</i>	Latvia	<i>LV</i>	Sri Lanka	<i>LK</i>
Cayman Islands	<i>KY</i>	Lebanon, South	<i>LB</i>	Sudan	<i>SD</i>
Central African Republic	<i>CF</i>	Lesotho	<i>LS</i>	Suriname	<i>SR</i>
Chad	<i>TD</i>	Liberia	<i>LR</i>	Svalbard	<i>SJ</i>
Chile	<i>CL</i>	Libya	<i>LY</i>	Swaziland	<i>SZ</i>
China	<i>CN</i>	Liechtenstein	<i>LI</i>	Sweden	<i>SE</i>

Colombia	<i>CO</i>	Lithuania	<i>LT</i>	Switzerland	<i>CH</i>
Comoros	<i>KM</i>	Luxembourg	<i>LU</i>	Syria	<i>SY</i>
Congo, Democratic Republic of the	<i>ZR</i>	Macau	<i>MO</i>	Tahiti	<i>PF</i>
Congo, Republic of the	<i>CG</i>	Macedonia	<i>MK</i>	Taiwan	<i>TW</i>
Cook Islands	<i>CK</i>	Madagascar	<i>MG</i>	Tajikistan	<i>TJ</i>
Costa Rica	<i>CR</i>	Malawi	<i>MW</i>	Tanzania	<i>TZ</i>
Cote d'Ivoire (Ivory Coast)	<i>CI</i>	Malaysia	<i>MY</i>	Thailand	<i>TH</i>
Croatia, Democratic Republic of the	<i>HR</i>	Maldives	<i>MV</i>	Togo	<i>TG</i>
Cuba	<i>CU</i>	Mali	<i>ML</i>	Tonga	<i>TO</i>
Cyprus	<i>CY</i>	Malta	<i>MT</i>	Trinidad and Tobago	<i>TT</i>
Czech Republic	<i>CZ</i>	Marshall Islands	<i>MH</i>	Tunisia	<i>TN</i>
Denmark	<i>DK</i>	Martinique	<i>MQ</i>	Turkey	<i>TR</i>
Djibouti	<i>DJ</i>	Mauritania	<i>MR</i>	Turkmenistan	<i>TM</i>
Dominica	<i>DM</i>	Mauritius	<i>MU</i>	Turks and Caicos Islands	<i>US</i>
Dominican Republic	<i>DO</i>	Mayotte	<i>YT</i>	Uganda	<i>UG</i>
Ecuador	<i>EC</i>	Mexico	<i>MX</i>	Ukraine	<i>UA</i>
Egypt	<i>EG</i>	Micronesia	<i>MI</i>	United Arab Emirates	<i>AF</i>
El Salvador	<i>SV</i>	Moldova	<i>QQ</i>	United Kingdom	<i>UK</i>
Equatorial Guinea	<i>GQ</i>	Monaco	<i>MC</i>	United States	<i>US</i>
Eritrea	<i>QQ</i>	Mongolia	<i>MN</i>	Uruguay	<i>UY</i>
Estonia	<i>EE</i>	Montenegro	<i>ME</i>	Uzbekistan	<i>UZ</i>
Ethiopia	<i>ET</i>	Montserrat	<i>MS</i>	Vanuatu	<i>VU</i>
Falkland Islands (Islas Makvinas)	<i>FK</i>	Morocco	<i>MA</i>	Vatican City State	<i>VA</i>
Fiji	<i>FJ</i>	Mozambique	<i>MZ</i>	Venezuela	<i>VE</i>
Finland	<i>FI</i>	Namibia	<i>NA</i>	Vietnam	<i>VN</i>
France	<i>FR</i>	Nauru	<i>NR</i>	Virgin Islands (U.S.)	<i>VI</i>
French Guiana	<i>GF</i>	Nepal	<i>NP</i>	Wallis and Futuna	<i>WF</i>
French Polynesia	<i>PF</i>	Netherlands	<i>NL</i>	Western Sahara	<i>EH</i>
French Southern Territories	<i>TF</i>	Netherlands Antilles	<i>AN</i>	Western Samoa	<i>WS</i>
Gabon	<i>GA</i>	New Caledonia	<i>NC</i>	Yemen	<i>YE</i>

Gambia	<i>GM</i>	New Zealand	<i>NZ</i>	Yugoslavia	<i>YU</i>
Georgia	<i>GE</i>	Nicaragua	<i>NI</i>	Zambia	<i>ZM</i>
				Zimbabwe	<i>ZW</i>

Template field definitions

This section explains the field requirements and purpose by specifying character limits, data types, and field relationships.

Design and display fields

This section explains the fields used to define how a listing appears on eBay, and also what types of information is displayed.

Action

Required field in all templates. Determines the purpose of the row: add item, relist item, revise item, end listing, mark and item's status, verify an added item, and add item description information.

Character limit	N/A
Type	Text string
Valid Entry	Add, Revise, Relist, End, Status, VerifyAdd, or AddToItemDescription
Field Dependency	Must enter all required field data for a particular type of action.

BoldTitle

Do you want to see your listing in boldface type? This field applies bold face type to the title of your listing. Additional fees apply.

Character limit	N/A
Type	Boolean
Valid Entry	0 or 1 (0=false, 1=true) Default is 0.

Border

Specifies whether the item listing will have a border around it.

Character limit	N/A
Type	Boolean
Valid Entry	0 or 1 (0=false, 1=true) Default is 0.
Field Dependency	Using this field does not affect the item SubTitle, if any. This option is only available on the US and Canada sites; all other sites will ignore the value if passed in.

BuyerUserID

Unique identifier (eBay User ID) denoting the user you want to leave feedback for. (This UserID is included in your Sales History Report download file.) If there are multiple matches found based on the ItemID/BuyerUserID combination (for example, if one buyer purchases multiple items separately in a Dutch auction), then the upload will fail and you will get an error warning.

Character limit	N/A
Type	Text string
Valid Entry	eBay User ID

Category

Required field in the basic and item specifics templates only. The eBay Category you need to list your item.

Required for non-catalogue templates. For category codes, refer to the [Category Code Finder](#) page.

Character limit	Max length 10
Type	Integer
Valid Entry	Category number, like 10231 (for Printers).
Field Dependency	Must use a valid eBay category number.

Category2

A second eBay Category you can use to list your item. For category codes, refer to the Category Code Finder (see link below).

Character limit	Max length 10
Type	Integer
Valid Entry	Category number, like 10231 (for Printers).
Field Dependency	Must use a valid eBay category number. Refer to the Category Code Finder page.

A:Condition

How do you assess the condition of the item. Describes the appearance and state of the product.

Character limit	N/A
Type	Text string
Valid Entry	For the majority of listings, valid conditions include: New and Used . For media listings, valid entries include: New , Used (displays as "Acceptable"), Good , Very Good , Like New , and Acceptable . This field is case-sensitive.

Country

Are you planning to ship this item internationally? Specifies Country in the metadata section of the *Action* field.

Character limit	N/A
Type	Text string
Valid Entry	A default value is already included in the template metadata and is related to the site where you downloaded your template. For example, AU, AT, BE, CA, CN, FR, DE, IT, IN, NL, ES, CH, and US. Entry must be a valid Country code.

CrossBorderTrade

Specifies the region and country (in addition to your location) where you want your listings to be found in a product search on eBay.

Character limit	N/A
Type	Text string
Valid Entry	NorthAmerica, UK. This feature is only available in the United States, Canada (to UK), or Great Britain and Ireland (to NorthAmerica).

CustomLabel

Do you want to specify unique information for the item, which is returned in the Load Results Report and Active Listings files. Text entered into the *CustomLabel* field is not seen by buyers in your listing, so you can use it for inventory purposes, tracking information, or whatever purpose you choose.

Character limit	Max length 50
Type	Alphanumeric string
Valid Entry	Short descriptors about the item. These notes are not seen by the buyer.

Description

How would you describe the item? Specifies item characteristics. Be sure to include the special or unique features about the item. Refer to similar eBay listings to see how other sellers describe their items. Stories about the item can perk buyer interest.

Character limit	Max length 500,000
Type	Text string
Valid Entry	Sentences that explicitly describe the item.
Field Dependency	This field is optional for catalogue listings but required for non-catalogue listings.

Duration

How long would you like your listing to be posted on eBay? Enter the amount of days you'd like the listing to be active.

Character limit	Max length 3
Type	Integer

Valid Entry	<p>Only certain values are allowed, and the choice of values depends on the listing format. Valid Auction and Fixed Price durations include: 1, 3, 5, 7, and 10 (days).</p> <p>If you are a qualified seller, you can also use (30) days, and GTC (for the Good Til Cancelled) for FixedPrice.</p> <p>You can also refer to the Durations Table on the eBay developer site. (You must have an eBay developer account to access these English-language only pages.)</p>
--------------------	--

EndCode

Required when using End in the Action field. Reason for ending a listing.

Character limit	N/A
Type	Text string
Valid Entry	LostorBroken,NotAvailable,Incorrect,OtherListingError

Featured

Specifies whether the item appears at the top of item listings in its category. Additional fees apply.

Character limit	N/A
Type	Boolean
Valid Entry	0 or 1 (0=false, 1=true) Default is 0.

Feedback

Text that describes your feedback, explaining or justifying the positive, negative, or neutral feedback rating.

Character limit	Max length 80
Type	Text string
Valid Entry	User input

FeedbackType

Type of feedback, explaining or justifying the feedback rating. Regardless of the site/language you or your buyer use, these values are always in English. Applications designed for use in non-English-speaking countries should translate these values to the target language when they are displayed in the application's UI.

Character limit	Max length 80
Type	Text string
Valid Entry	Positive,negative,or neutral


FE:ListByDate

Specifies the date/time (up to 21 days) by which a listing action request must be completed; if the listing action request is not completed by this time, the item action request fails and a corresponding error code is noted in the results file.

Character limit	N/A
Type	Date
Valid Entry	YYYY-MM-DD HH:MM:SS. Hours are in 24-hour format (for example, 2:00:00pm is shown as 14:00:00) and treated as GMT.

Format

Which listing format would you like to use? Auction is the default format, but you could also use RealEstateAd and StoresFixedPrice (on some sites), or FixedPrice (if you meet all requirements).

 **Note:** If you want to list multiple identical items for an auction, use the Dutch format.

Character limit	N/A
Type	Text string
Valid Entry	Auction (default), Dutch (for Auction listings with multiple quantity), FixedPrice, ClassifiedAd, RealEstateAd,

GalleryDuration

Specifies whether the item is included in the Gallery, either in the general Gallery or in the special “featured” section above it.

Character limit	N/A
Type	Text string
Valid Entry	Days_7, Lifetime
Field Dependency	Featured must be entered in the <i>GalleryType</i> field.

GalleryType

Do you want your item(s) included in the Gallery? This field specifies whether the item is included in the Gallery, either in the general Gallery, or the in the special *featured* gallery above the general.

Character limit	N/A
Type	Text string
Valid Entry	None (default), Plus Gallery, Featured.

Highlight

Do you want your listing highlighted. This option highlights your listing with a colored background. Additional fees apply.

Character limit	N/A
Type	Boolean
Valid Entry	0 or 1 (0=false, 1=true) Default is 0.

HitCounter

Do you want to keep track of the number of visits received by each item. If you pass any value, this feature is applied.

Character limit	N/A
Type	Text string
Valid Entry	NoHitCounter, HonestyStyle (US only), GreenLED (US only), Hidden (US only), BasicStyle, RetroStyle, HiddenStyle

ItemID

eBay-generated unique ID that is only given to successful listings, returned in your Load Results Report.

Character limit	N/A
Type	Alphanumeric
Valid Entry	Acquired from Load Results Report.
Field Dependency	Required when revising, relisting, and ending listings, and when checking status (using <code>STATUS</code> in the <code>Action</code> field).

Location

Where is your item located? Buyers will want to know from where the item is being dispatched.

Character limit	Max length 45
Type	Alphanumeric
Valid Entry	Postal code, or other valid mailing address
Field Dependency	Note that this is the postage location of the item only.

LotSize

Do you want sell items together as a unit? Specifies that a single listing consists of two or more similar items that must be purchased together.

Character limit	N/A
------------------------	-----

Type	Integer
Valid Entry	Numeric amount, like 3, 25, 100.
Field Dependency	If <i>LotSize</i> is greater than 1, then <i>Quantity</i> field indicates the number of lots being listed and <i>LotSize</i> indicates the number of items in each lot. You can only use <i>LotSize</i> in lot-enabled categories.

PhotoDisplayType

Allows using additional vendor-hosted images.

Character limit	N/A
Type	Text string
Valid Entry	None (default), PicturePak, SiteHostedPictureShow, SlideShow, SuperSize, SuperSizePictureShow, VendorHostedPictureShow

PicURL

Do you have the capability to use self-hosted photos for your listing? If so, enter the URL of self-hosted photo you want to use in the listing. Only one self-hosted picture can be used per listing.

Character limit	Max length 2048
Type	Text string
Valid Entry	Valid URL for the location of your hosted picture. For example, http://hostedpics.com/images/item1.jpg .

PostalCode

The mail area code where you are actually located, which may differ from the item's postage location.

Character limit	N/A
Type	Text string
Valid Entry	User input

PrivateAuction

Do you want to sell this item in a private auction? Specifies whether or not this item will be offered in a private auction.

Character limit	N/A
Type	Boolean
Valid Entry	0 or 1 (0=false, 1=true) Default is 0.
Field Dependency	You cannot use this with Fixed Price items.

PrivateNotes

Do you want to note something about this item that can help identify the line items (for example, a short description or SKU) and is returned in the Load Results Report.

Character limit	Max length 50
Type	Alphanumeric string
Valid Entry	Short descriptors about the item. These notes are not seen by the buyer.

ProductIDType

Only valid for catalogue-based listing and required if you want to use pre-filled item specifics in books, movies, music, and video games.

If you upload an item that has multiple matches for its ISBN or UPC, you must resubmit the item using *ProductIDType=ProductIdentifier*.

To use both ISBN-10 and ISBN-13 numbers simultaneously, a second *ProductIDValue* field needs to be added to the right of *ProductIDValue*. Name this new column *ProductIDValue-2*. Enter the 13-digit number in the *ProductIDValue* field, and enter the ISBN-10 number in the *ProductIDValue-2* field. To use either the ISBN-10 or ISBN-13 number only, enter that value in the *ProductIDValue* field

Character limit	N/A
Type	Text string
Valid Entry	ISBN, UPC, EAN, ProductIdentifier
Field Dependency	Must accompany <i>ProductIDValue</i> .

ProductIDValue

Value of *ProductIDType*. Only valid for catalogue-based listing and required if you want to use pre-filled item specifics in books, movies, music, and video games.

If you upload an item that has multiple matches for its ISBN or UPC, you must resubmit the item using *ProductIDType=ProductIdentifier*.

Character limit	N/A
Type	Text string
Valid Entry	Integer Value for <i>ISBN, UPC, EAN</i> or string for <i>ProductIdentifier</i> (for example, 1419861204 or 8539117657)
Field Dependency	Must accompany ProductIDType.

Quantity

How many items would you like to sell in your listing? More than one item listed in the quantity implies all the items are the exact same.

Character limit	Max length 45
------------------------	---------------

Type	Integer
Valid Entry	Standard numbers, like 1, 15, 100
Field Dependency	If <i>LotSize</i> is greater than 1, then the <i>Quantity</i> field indicates the number of lots being listed and <i>LotSize</i> indicates the number of items in each lot. You can only use <i>LotSize</i> in lot-enabled categories.

ScheduleTime

Allows you to schedule a listing to start at a specified time in the future.

Character limit	N/A
Type	Date
Valid Entry	YYYY-MM-DD HH:MM:SS. Hours are in 24-hour format (for example, 2:00:00pm is shown as 14:00:00) and treated as GMT.

SkypeContactOption

Specifies the method for contacting the seller via Skype.

Character limit	N/A
Type	Text string
Valid Entry	Voice or Chat.

SkypeID

Identifies the seller's Skype user name.

Character limit	N/A
Type	Text string
Valid Entry	Must be an ID for an active Skype account.

SkypeEnabled


Informs buyers that they can contact you using Skype.

Character limit	N/A
Type	Boolean
Valid Entry	0 or 1 (0=false, 1=true) Default is 0.
Field Dependency	Using this field requires entering values in the SkypeID and SkypeContactOption fields.

SubTitle

Would you like to use a subtitle for your listing? Sellers use subtitles as a way of giving their listings more keywords for when buyers search in titles and descriptions. Note that additional fees apply for using this option.

Character limit	Max length 55
Type	Alphanumeric string
Valid Entry	Keywords and item descriptors

 **Tip:** To remove a subtitle when revising or relisting an item, open a new Excel or CSV file. Enter a column header for *Action* and *ItemID*. Under *Action*, enter *Revise* (or *Relist*), and under *ItemID*, enter the Item ID value for this listing (from the Load Response file). In the third column, enter `DeletedField=Item.SubTitle`. Save in CSV format, and upload the file.

Title

Title for eBay listing. (This field is optional for catalogue listings but required for non-catalogue listings.)

Character limit	Max length 55
Type	Text string
Valid Entry	User input

Pricing and cost fields

This section explains pricing, discount, tax, and insurance fields, which determine the final cost of the item.

ApplyShippingDiscount

Specifies whether a postage discount is applied for the item when its transaction is combined into a buyer-created Combined Payment order. If you don't specify this field, it is set based on your *My eBay* page preferences. (See see [Using Combined Payments](#) and [About Postage Discounts](#) for more information.)

Character limit	N/A
Type	Boolean
Valid Entry	0 or 1 (0=false, 1=true) Default is 0.
Field Dependency	Not valid for Real Estate listings.

AutoAcceptEnabled

Specifies that you will accept a best offer if it matches or exceeds the amount set in *BestOfferAutoAcceptPrice*.

Character limit	N/A
Type	Boolean
Valid Entry	0 or 1 (0=false, 1=true) Default is 0.

BestOfferAutoAcceptPrice

If you use *BestOfferEnabled*, this amount specifies the amount that will auto-accepted for a Best Offer from a buyer. For example, if you enter 5,000, best offers of this amount and above will be accepted automatically.

Character limit	Max length 16, including decimal point or comma
Type	Currency
Valid Entry	Numeric amount, like .99, 1.00, 10.00.

BestOfferEnabled

Do you want a buyer to make a best offer? If you are selling a fixed price format item (in a category for which Best Offer is also enabled), you can enable Best Offer for that item. This feature enables a buyer to make a lower priced binding offer on your item. You can choose to accept the offer, decline the offer or let the offer naturally expire after 48 hours. If you accept an offer, the listing ends and the Best Offer price and terms are displayed upon viewing the ended listing. See the eBay online help for more information. Additional fees apply.

Character limit	N/A
Type	Boolean
Valid Entry	0 or 1 (0=false, 1=true) Default is 0.

BuyItNowPrice

Do you want buyers to have the option of buying your item at a set price. If so, use this field to specify the price you are willing to accept to immediately end the auction.

Character limit	Max length 16, including decimal point or comma
Type	Currency
Valid Entry	Numeric amount, like .99, 1.00, 10.00.
Field Dependency	Only applicable to Auction listings.

Currency

What types of currency do you accept? Specifies Currency in the metadata section of the *Action* field.

Character limit	Three-letter code
Type	Text string
Valid Entry	A default currency value is already included in the template metadata and is related to the site where you downloaded your template. (You only need to change it if you want to list your item on a different eBay site.) For example, USD, CAD, GBP, AUD, EUR, CHF, TWD, CNY, INR. Entry must be a valid Currency on page 28.

DomesticInsuranceFee

Do you want the buyer to pay to insure the item? Specifies the cost of domestic insurance for the item.

Character limit	N/A
Type	Currency
Valid Entry	Numeric amount, like .99, 1.00, 10.00.
Field Dependency	If you set <i>DomesticInsuranceOption=Optional</i> or <i>=Required</i> , this field is required.

DomesticInsuranceOption

Do you want to insure for your item? Specifies whether domestic insurance fee is required.

Character limit	N/A
Type	Text string
Valid Entry	NotOffered (default), Optional, Required, IncludedInShippingHandling.
Field Dependency	You cannot set this value to <i>IncludedInShippingHandling</i> if <i>ShippingType=Calculated</i> . If you set this field to <i>Optional</i> or <i>Required</i> , you must also set <i>DomesticInsuranceFee</i> .

GetItFast

Do you want to specify a Get It Fast option. The Get It Fast option gives buyers added confidence that an item will arrive quickly.

Character limit	N/A
Type	Boolean
Valid Entry	0 or 1 (0=false, 1=true). Default is 0.
Field Dependency	If the <i>GetItFast</i> field is used, the listing must offer at least one qualifying expedited Shipping Service, and the listing must offer 1 business day Domestic Handling Time (<i>*DispatchTime Max</i>). <i>GetItFast</i> must be set to true when first listing the item; and the listing must be Fixed Price or have a Buy It Now price.

InternationalInsuranceFee

Do you offer international insurance for this item? Specifies the amount of insurance charged for international postage.

Character limit	N/A
Type	Currency
Valid Entry	Should be the total cost of insuring the item. Default is 0.00.
Field Dependency	Required If you set <i>InternationalInsuranceOption=Optional</i> or <i>=Required</i> .

InternationalInsuranceOption

Do you want international insurance for this item? Specifies whether insurance fee is required for international postage.

Character limit	N/A
Type	Text string
Valid Entry	Optional, Required, NotOffered (default), IncludedInShippingHandling.
Field Dependency	You cannot set this value to <i>IncludedInShippingHandling</i> if <i>ShippingType=Calculated</i> . If you set this field to <i>Optional</i> or <i>Required</i> , you must also set <i>InternationalInsuranceFee</i> .

InternationalPromotionalShippingDiscount

Specifies the requirements for buyers to receive the promotional postage discount for international postage.

Character limit	N/A
Type	Text string
Valid Entry	Must be a valid rule created for your eBay account under Site Preferences.
Field Dependency	Must also use <i>ApplyShippingDiscount</i> field. Promotional postage rules must be created before using this field. See Promotional Shipping Rules .

InternationalShippingDiscountProfileID

Specifies the rule profile that defines an international postage discount.

Character limit	N/A
Type	Text string
Valid Entry	Must be a valid rule created for your eBay account under Site Preferences.
Field Dependency	Must also use <i>ApplyShippingDiscount</i> field. Postage rule profiles must be created before using this field.

MinimumBestOfferMessage

Provides buyers with information in the event their best offers are declined.

Character limit	Max length 80
Type	Text string
Valid Entry	User input

MinimumBestOfferPrice

If you use *BestOfferEnabled*, this amount specifies the amount that will auto-declined for a Best Offer from a buyer. For example, if you enter 5,000, best offers of 4,999.99 and below will be declined automatically.

Character limit	Max length 16, including decimal point or comma
------------------------	---

Type	Currency
Valid Entry	Numeric amount, like .99, 1.00, 10.00.

PackagingHandlingCosts

Do you want the buyer to pay for extra P&P costs? Specifies Optional fees you want to assess for the dispatching of the item.

Character limit	N/A
Type	Currency
Valid Entry	Numeric amount, like .99, 1.00, 10.00.
Field Dependency	If you set <i>DomesticInsuranceOption=Optional</i> or <i>=Required</i> , this field is required.

PromotionalShippingDiscount

Specifies the requirements for buyers to receive the promotional postage discount for domestic postage.

Character limit	N/A
Type	Text string
Valid Entry	Must be a valid rule created for your eBay account under Site Preferences.
Field Dependency	Must also use <i>ApplyShippingDiscount</i> field. Promotional postage rules must be created before using this field. For more information, see Promotional Postage Rules

ReservePrice

What is the minimum amount you would like for your item? This is the price at which you are willing to sell the item. This value must be greater than *StartPrice* value.

Character limit	Max length 16, including decimal point or comma
Type	Currency
Valid Entry	Numeric amount, like .99, 1.00, 10.00.
Field Dependency	Not valid for Fixed Price listings.

SalesTaxPercent

Specifies the sales tax for the item. Pass 0.00 to remove a *SalesTaxPercent* in your *Revise* action. Available in US, CA, IN.

Character limit	Max length 5 (max precision 3 decimal places)
Type	Numeric string
Valid Entry	0.00 (default), 0, 1
Field Dependency	If you specify this field, you must also specify a <i>SalesTaxState</i> value.

SalesTaxState

Specifies the state that is associated with the *SalesTaxPercent* value. Available in US, CA, IN.

Character limit	Max length 2
Type	Text string
Valid Entry	2-letter abbreviation for the state
Field Dependency	If you specify this field, you must also specify a <i>SalesTaxPercent</i> value.

ShippingDiscountProfileID

Specifies the rule profile that defines a postage discount.

Character limit	N/A
Type	Text string
Valid Entry	Must be a valid rule created for your eBay account under Site Preferences.
Field Dependency	Must also use <i>ApplyShippingDiscount</i> field. Postage rule profiles must be created before using this field.

ShippingInTax

Specifies whether postage costs are included in the tax amount. Available in US only.

Character limit	N/A
Type	Boolean
Valid Entry	0 or 1 (0=false, 1=true) Default is 0.

StartPrice

What is the minimum amount you would like for your item? Note that for Fixed Price listings, this is the price at which you are selling the item.

Character limit	Max length 16, including decimal point or comma
Type	Currency
Valid Entry	Numeric amount, like 1.00, 10.00
Field Dependency	For Auction listings only.

UseTaxTable

Specifies whether you are using the eBay tax table.

Character limit	N/A
Type	Boolean

Valid Entry	0 or 1 (0=false, 1=true) Default is 0.
--------------------	--

VATPercent

VAT (Value Added Tax) rate for the item. You can also print an invoice that includes the item's net price, VAT percent, VAT amount, and total price, as required by European law. Because VAT rates vary depending on the item and on the user's country of residence, you are responsible for entering the correct VAT rate; **eBay does not calculate it**. To specify a *VATPercent*, you must have a VAT-ID registered with eBay and must be listing the item on a site in the European Union or Switzerland. Available in UK, DE, CH, AT, IT, FR, BE, NL, and ES.

Character limit	Max length 5 characters (max precision 3 decimal places)
Type	Numeric string
Valid Entry	0 . 00 (default), 0, 1
Field Dependency	When you specify the <i>VATPercent</i> , the VAT information appears on the item's listing page. The View Item page displays the precision to two decimal places with no trailing zeros. However, the full value you input is stored.

Packaging and handling fields

Explains the packaging, gift, and handling fields that determine how, when, and where the item is sent.

*DispatchTimeMax

Specifies the handling time, defined as the maximum number of business days (1, 2, 3, 4, 5, 10, 15 or 20) you usually take to prepare an item for dispatching to domestic buyers after receiving a cleared payment.

**DispatchTimeMax* does not include the time required to dispatch the item (the carrier's transit time) to the buyer.

Character limit	N/A
Type	Integer
Valid Entry	1, 2, 3, 4, 5, 10, 15, 20
Field Dependency	This field may be specified without specifying Postage Service Costs. * <i>DispatchTimeMax</i> is a required field for most categories, and only applies to Flat and Calculated postage.

GiftExpressShipping

Specifies whether you are offering to ship the item via an express postage method as described in the item description.

Character limit	N/A
Type	Boolean
Valid Entry	0 or 1 (0=false, 1=true) Default is 0.

Field Dependency	If you used <i>GiftIcon</i> , you must also set at least one of the following to true: <i>GiftExpressShipping</i> , <i>GiftShipToRecipient</i> , or <i>GiftWrap</i> to 1 (true). Not applicable for eBay Shop Inventory (Type=7) listings.
-------------------------	--

GiftIcon

Specifies whether a small, attention-getting image denoting seasonal sales items is displayed in the listing's Title.

Character limit	N/A
Type	Boolean
Valid Entry	0 or 1 (0=false, 1=true) Default is 0.
Field Dependency	If you use this field, you must also set at least one of the following fields to 1 (true): <i>GiftExpressShipping</i> , <i>GiftShipToRecipient</i> , or <i>GiftWrap</i> .

GiftShipToRecipient

Specifies whether you are offering to dispatch to the gift recipient, not the buyer, when payment clears.

Character limit	N/A
Type	Boolean
Valid Entry	0 or 1 (0=false, 1=true) Default is 0.
Field Dependency	If you used <i>GiftIcon</i> , you must also set at least one of the following to true: <i>GiftExpressShipping</i> , <i>GiftShipToRecipient</i> , or <i>GiftWrap</i> to 1 (true).

GiftWrap

Specifies whether you are offering to wrap the item (and optionally include a card) as described in the item description.

Character limit	N/A
Type	Boolean
Valid Entry	0 or 1 (0=false, 1=true) Default is 0.
Field Dependency	If you used <i>GiftIcon</i> , you must also set at least one of the following to true: <i>GiftExpressShipping</i> , <i>GiftShipToRecipient</i> , or <i>GiftWrap</i> to 1 (true).

MeasurementUnit

Are you using English or metric weights to factor postage costs? Specifies unit of measure for postage weight, either English (lb) or Metric (kg).

Character limit	N/A
Type	Text string
Valid Entry	English or Metric

Field Dependency	Only use this field if <i>ShippingType=Calculated</i> , and also enter values for <i>WeightMajor</i> and <i>WeightMinor</i> .
-------------------------	---

PackageDepth

The whole number portion of the package depth (top to bottom). For example, for a package depth of 10 inches or centimetre, the value would be 10.

Character limit	N/A
Type	Integer
Valid Entry	Whole number (in or cm)
Field Dependency	Only use this field if <i>ShippingType=Calculated</i> . <i>PackageWidth</i> and <i>PackageLength</i> must also be used with <i>PackageDepth</i> .

PackageLength

The whole number portion of the package length (side to side). For example, for a package length of 20 inches or centimetre, the value would be 20.

Character limit	N/A
Type	Integer
Valid Entry	Whole number (in or cm)
Field Dependency	Only use this field if <i>ShippingType=Calculated</i> . <i>PackageWidth</i> and <i>PackageDepth</i> must also be used with <i>PackageLength</i> .

PackageType

How would you describe the postage package. Specifies the characteristics of the package to be dispatched.

Character limit	N/A
Type	Text string
Valid Entry	None, Letter, LargeEnvelope, LargePackage, PackageThickEnvelope .
Field Dependency	Only use this field if <i>ShippingType=Calculated</i> .

PackageWidth

The whole number portion of the package width (front to back). For example, for a package width of 12 inches or centimetre, the value would be 12.

Character limit	N/A
Type	Integer
Valid Entry	Whole number (in or cm)

Field Dependency	Only use this field if <i>ShippingType=Calculated</i> . <i>PackageDepth</i> and <i>PackageLength</i> must also be used with <i>PackageWidth</i> .
-------------------------	---

Region

Do you want to list your item regionally? Refer to the eBay API Documentation for *Region Codes* to get a full list of the numeric values for each region. (You must have an eBay developer account to access this English-language page.)

Character limit	N/A
Type	Integer
Valid Entry	Numeric regional code. Refer to the eBay API Documentation for more information about regional codes.

ShippingIrregular

Will dispatching the item involve special carrier services? Specifies whether the item requires special handling because it cannot go through the stamping machine at the postage service office.

Character limit	N/A
Type	Boolean
Valid Entry	0 or 1 (0=false, 1=true) Default is 0.
Field Dependency	Only use this field if <i>ShippingType=Calculated</i> .

ShippingStatus

Do you want to inform buyers when an item has been dispatched? Specifies whether or not the item has been dispatched.

Character limit	N/A
Type	Boolean
Valid Entry	0 or 1 (0=not dispatched, 1=dispatched) Default is 0.

ShippingType

Are you planning to dispatch this item? Specifies whether you determine the postage rate (flat) or let a postage service calculate it.

Character limit	N/A
Type	Text string
Valid Entry	Flat (default), Calculated, FreightFlat (for US and UK when not using Freightquote.com [®]), FlatDomesticCalculatedInternational, or CalculatedDomesticFlatInternational.

Field Dependency	If you set this to <i>Calculated</i> , you also must also set <i>ShipFromZipCode</i> . If you set this to <i>FreightFlat</i> , you must enter <i>Freight</i> (for US) or <i>Courier</i> (for UK) in the <i>ShippingService-n:Cost</i> field (n=1, 2, or3).
-------------------------	--

ShipToLocations

Provides item-level specification with one or more *ShipToLocations* elements. If there are two or more *ShipToLocations* options and one of them is set to *None*, all are ignored and a warning is returned. *ReviseItem* can add a *ShipToLocations*.

This field is different from *IntlShippingService:Locations* field, which specifies specific dispatch-to locations for the postage option selected.

Character limit	N/A
Type	Text string
Valid Entry	Worldwide, Americas, Europe, None.

WeightMajor

Are you using Calculated Postage? Specifies the whole number portion of the postage weight. For example, for a postage weight of 3 lbs, 8 oz., the value would be "3".

Character limit	N/A
Type	Integer
Valid Entry	Whole number, like 3, 75, and 100.
Field Dependency	Only use this field if <i>ShippingType=Calculated</i> .

WeightMinor

Sub-unit of postage weight. If using English measures (lbs), this should be ounces and if you use metric weight, this should be the number of hundredths of kilogrammes. For example, for a postage weight of 3 lbs, 8 oz., the value would be 8.

Character limit	N/A
Type	Integer
Valid Entry	Whole number, like 3 or 12.
Field Dependency	Only use this field if <i>ShippingType=Calculated</i> . Sub-unit of <i>WeightMajor</i> .

WeightUnit

Are you using English or metric weights to factor postage costs? Specifies unit of measure for postage weight, either English (lb) or metric (kg).

Character limit	N/A
Type	Text string

Valid Entry	lb or kg
Field Dependency	Only use this field if <i>ShippingType=Calculated</i> .

Payment and return fields

This section explains safe payment, return policy, and other transaction fields used to define how a buyer can pay for an item.

AdditionalDetails

Specifies special conditions and other requirements or information about product returns.

Character limit	Max 500 characters
Type	Text string
Valid Entry	User input
Field Dependency	The <i>ReturnsAcceptedOption</i> field is required when you use this field.

AmEx

Do you accept American Express payments? Specifies whether or not American Express is accepted as payment. Available in US, CA, AU, FR, IT, NL, ES, and BE.

Character limit	N/A
Type	Boolean
Valid Entry	0 or 1 (0=false, 1=true) Default is 0.
Field Dependency	When revising payment information in a listing, you must also include the shipping fields information for the item.

CashOnPickup

Specifies whether payment on pickup is an acceptable payment term. Available in AT, DE, NL, BE (NL), CH, TW, CN.

Character limit	N/A
Type	Boolean
Valid Entry	0 or 1 (0=false, 1=true) Default is 0.

CCAccepted

Do you accept credit card payments? Specifies whether credit card accepted as payment. Available in UK, AT, DE, CH.

Character limit	N/A
------------------------	-----

Type	Boolean
Valid Entry	0 or 1 (0=false, 1=true) Default is 0.
Field Dependency	When revising payment information in a listing, you must also include the shipping fields information for the item.

COD

Do you accept cash on delivery (COD) payments? Specifies whether or not a COD is accepted as payment. Available in US, DE, AT, CH, CN, IT, NL, IN, and ES.

Character limit	N/A
Type	Boolean
Valid Entry	0 or 1 (0=false, 1=true) Default is 0.

Discover

Do you accept Discover payments? Specifies whether or not Discover is accepted as payment. Available in US only.

Character limit	N/A
Type	Boolean
Valid Entry	0 or 1 (0=false, 1=true) Default is 0.
Field Dependency	When revising payment information in a listing, you must also include the shipping fields information for the item.

Escrow

Do you want to offer escrow as a payment method? Specifies whether or not escrow is accepted as payment. Available in UK, CA, CN, AU, AT, DE, FR, IT, NL, ES, and BE.

Character limit	N/A
Type	Boolean
Valid Entry	0 or 1 (0=false, 1=true) Default is 0.

FinanceOfferID

Denotes that you offer financing for the purchase of this item.

Character limit	N/A
Type	Boolean
Valid Entry	0, 1, 2, 4 (0=Limited time offer: "No payments for up to 6 months" will be displayed for items over \$50 (free for sellers); 1=not offered; 2=6 months deferred interest for total purchases over

	\$199 (1.75% selling fee); 4=12 months deferred interest for total purchases over \$199 (3.75% selling fee)
--	---

ImmediatePayRequired

Do you require immediate payment? This field is available for items that are listed on sites and in categories that support immediate payment.

Character limit	N/A
Type	Boolean
Valid Entry	0 or 1 (0=false, 1=true) Default is 0.
Field Dependency	If you use this field, you must also set <i>PayPalAccepted=1</i> and no other payments can be specified. You must have a Premier or Business PayPal account. When revising payment information in a listing, you must also include the shipping fields information for the item.

MoneyXferAccepted

Do you accept personal cheque payments? Specifies whether or not a direct transfer of money as payment. Available in AU, AT, CN, DE, FR, IT, NL, BE, CH and ES.

Character limit	N/A
Type	Boolean
Valid Entry	0 or 1 (0=false, 1=true) Default is 0.

MoneyXferAcceptedInCheckout

Do you accept personal cheque payments? Specifies whether direct transfer of money is an acceptable payment method in checkout.

If the seller has bank account information on file and eBay Checkout is enabled you (see the Checkout Preferences page in My eBay), setting *MoneyXferAcceptedInCheckout* to 1 (true) causes the bank account information to be displayed in Checkout. If 1 (true) is passed but Checkout has been disabled, eBay returns a warning and resets *MoneyXferAcceptedInCheckout* to 0 (false). Available in AU, AT, CN, DE, FR, IT, NL, ES, BE, CH, and ES.

Character limit	N/A
Type	Boolean
Valid Entry	0 or 1 (0=false, 1=true) Default is 0.
Field Dependency	At least one of the payment methods (<i>VisaMastercard</i> , etc.) must be set to 1 (true). Payment methods are not applicable for Real Estate listings.

OtherOnlinePayments

Do you accept other online payment methods not otherwise described. Specifies whether non-eBay online payment is an acceptable payment method.

Character limit	N/A
Type	Boolean
Valid Entry	0 or 1 (0=false, 1=true) Default is 0.
Field Dependency	When revising payment information in a listing, you must also include the shipping fields information for the item.

PaymentInstructions

Do you want to provide payment instructions, like your return policy, to a buyer? Informs buyer about payment contingencies.

Character limit	Max length 500 characters
Type	Alphanumeric string
Valid Entry	Null (default); Short descriptive sentences.

PaymentOther

Do you accept other payment methods not otherwise described. Specifies whether *other* is an acceptable payment method. Available in AU, FR, IT, NL, BE.

Character limit	N/A
Type	Boolean
Valid Entry	0 or 1 (0=false, 1=true) Default is 0.

PaymentSeeDescription

Do you specify payment methods in the *Description* field. Specifies whether or not acceptable payment methods are stated in the *Description* field. If you do not set any other payment method, you must specify *PaymentSeeDescription=1*.

Character limit	N/A
Type	Boolean
Valid Entry	0 or 1 (0=false, 1=true) Default is 0.

PaymentStatus

Do you show buyers when a payment has been received? Specifies whether or not the item has been paid for.

Character limit	N/A
Type	Boolean
Valid Entry	0 or 1 (0=false, 1=true) Default is 0.

PayPalAccepted

Do you accept PayPal as a form of payment? Available in US, CA, UK, AU, AT, DE, FR, IT, NL, BE, CH and SG. Although eBay does not require a particular payment method for each listing, you must set at least one of the payment methods to true (1).

Character limit	N/A
Type	Boolean
Valid Entry	0 or 1 (0=false, 1=true) Default is 0.
Field Dependency	Must accompany <i>PayPalEmailAddress</i> . You can only use this field for sites that support PayPal. If no value is passed but your eBay preferences are set to offer PayPal on all listings, eBay will return a warning notifying you that <i>PayPalAccepted</i> was added as a payment method. If <i>PayPalAccepted</i> is passed, also pass <i>PayPalEmailAddress</i> . When revising payment information in a listing, you must also include the shipping fields information for the item.

PayPalEmailAddress

If you accept PayPal as a form of payment, you'll want to provide an email address associated with the item you have on file with PayPal. Available in US, CA, UK, AU, AT, DE, FR, IT, NL, BE, CH.

Character limit	N/A
Type	Text string
Valid Entry	Valid email address, like name@example.com
Field Dependency	Must accompany <i>PayPalAccepted</i> .

ReturnsAcceptedOption

Specifies that product returns are or are not accepted.

Character limit	N/A
Type	Text string
Valid Entry	ReturnsAccepted, ReturnsNotAccepted. One of these two options must be entered.

VisaMastercard

Do you accept Visa or MasterCard payments? Specifies whether or not Visa or MasterCard is accepted as payment. Available in US only.

Character limit	N/A
Type	Boolean
Valid Entry	0 or 1 (0=false, 1=true) Default is 0.

Field Dependency	When revising payment information in a listing, you must also include the shipping fields information for the item.
-------------------------	---

Postage services fields

Explains the fields that determine who dispatches the item, and other associated postage services carrier information.

ShippingService-1:AdditionalCost

Are you planning to dispatch this item? Specifies any additional P&P costs for the item.

Available in US, UK, and CN; Fixed Price items only: CA, AU, AT, DE, FR, IT, NL, ES, FR_BE, NL_BE, and CH.

Character limit	N/A
Type	Currency
Valid Entry	Numeric amount, like .99, 1.00, 10.00.
Field Dependency	Must accompany <i>ShippingService-1:Option</i> . The <i>ShippingService-1:AdditionalCost</i> field is <u>not</u> needed when <i>ShippingType=Calculated</i> .

ShippingService-1:Cost

Are you planning to dispatch this item? Specifies the first postage service type offered within your country.

Character limit	N/A
Type	Currency
Valid Entry	Numeric amount, like .99, 1.00, 10.00. To set this for free P&P or no P&P costs, set to 0.00.
Field Dependency	Must accompany <i>ShippingService-1:Option</i> . The <i>ShippingService-1:Cost</i> field is <u>not</u> needed when <i>ShippingType=Calculated</i> .

ShippingService-1:FreeShipping

Do you offer free shipping? Specifies that there is no cost to ship the item.

Character limit	N/A
Type	Boolean
Valid Entry	True or False Default is True.
Field Dependency	Free shipping can be offered as one of several shipping options. To offer other shipping services in addition to free shipping, enter values in the <i>ShippingServices-n:Option</i> field (where n= 2 or 3).

ShippingService-1:Option

Are you planning to dispatch this item? Specifies the first postage service type offered within your country.

Character limit	N/A
Type	Text string
Valid Entry	Must be a valid value, like <i>UPSground</i> , <i>Freight</i> (for US when not using Freightquote.com [®]), <i>Courier</i> (for UK when not using Freightquote.com), etc.
Field Dependency	Must be accompanied by <i>ShippingService-1:Cost</i> . The <i>ShippingService-1:Cost</i> field is <u>not</u> needed when <i>ShippingType=Calculated</i> or <i>FreightFlat</i> .

ShippingService-1:Priority

Are you planning to offer multiple postage services? Specifies your preferred presentation order for each postage service option.

Available in US, UK, and CN; Fixed Price items only: CA, AU, AT, DE, FR, IT, NL, ES, FR_BE, NL_BE, and CH.

Character limit	N/A
Type	Integer
Valid Entry	Numeric value, like 1, 2, or 3.
Field Dependency	This field is required if you use multiple postage options; if you only use one postage service, this field is unnecessary.

ShippingService-1:ShippingSurcharge

For UPS domestic services only: This is a surcharge that is added to P&P costs if a buyer is located in Hawaii, Alaska or Puerto Rico.

Character limit	N/A
Type	Currency
Valid Entry	Numeric amount, like .99, 1.00, 10.00. To set this for free P&P or no P&P costs, set to 0.00.
Field Dependency	Must be accompanied by <i>ShippingService-1:Option</i> .

ShippingService-2:AdditionalCost

Are you planning to dispatch this item? Specifies any additional P&P costs for the item.

Available in US, UK, and CN; Fixed Price items only: CA, AU, AT, DE, FR, IT, NL, ES, FR_BE, NL_BE, and CH.

Character limit	N/A
Type	Currency

Valid Entry	Numeric amount, like . 99, 1 . 00, 10 . 00.
Field Dependency	Must accompany <i>ShippingService-2:Option</i> . The <i>ShippingService-2:AdditionalCost</i> field is <u>not</u> needed when <i>ShippingType=Calculated</i> .

ShippingService-2:Cost

Are you planning to dispatch this item? Specifies the second postage service type offered within your country.

Character limit	N/A
Type	Currency
Valid Entry	Numeric amount, like . 99, 1 . 00, 10 . 00. To set this for free P&P or no P&P costs, set to 0.00.
Field Dependency	Must accompany <i>ShippingService-2:Option</i> . The <i>ShippingService-2:Cost</i> field is <u>not</u> needed when <i>ShippingType=Calculated</i> .

ShippingService-2:Option

Are you planning to dispatch this item? Specifies the second postage service type offered within your country.

Character limit	N/A
Type	Text string
Valid Entry	Must be a valid value, like <i>UPSground</i> , <i>Freight</i> (for US when not using Freightquote.com [®]), <i>Courier</i> (for UK when not using Freightquote.com), etc.
Field Dependency	Must be accompanied by <i>ShippingService-2:Cost</i> . The <i>ShippingService-2:Cost</i> field is <u>not</u> needed when <i>ShippingType=Calculated</i> or <i>FreightFlat</i> .

ShippingService-2:Priority

Are you planning to offer multiple postage services? Specifies your preferred presentation order for each postage service option.

Available in US, UK, and CN; Fixed Price items only: CA, AU, AT, DE, FR, IT, NL, ES, FR_BE, NL_BE, and CH.

Character limit	N/A
Type	Integer
Valid Entry	Numeric value, like 1, 2, or 3.
Field Dependency	This field is required if you use multiple postage options; if you only use one postage service, this field is unnecessary.

ShippingService-2:ShippingSurcharge

For UPS domestic services only: This is a surcharge that is added to P&P costs if a buyer is located in Hawaii, Alaska or Puerto Rico.

Character limit	N/A
Type	Currency
Valid Entry	Numeric amount, like . 99, 1 . 00, 10 . 00. To set this for free P&P or no P&P costs, set to 0.00.
Field Dependency	Must be accompanied by <i>ShippingService-2:Option</i> .

ShippingService-3:AdditionalCost

Are you planning to dispatch this item? Specifies any additional P&P costs for the item.

Available in US, UK, and CN; Fixed Price items only: CA, AU, AT, DE, FR, IT, NL, ES, FR_BE, NL_BE, and CH.

Character limit	N/A
Type	Currency
Valid Entry	Numeric amount, like . 99, 1 . 00, 10 . 00.
Field Dependency	Must accompany <i>ShippingService-3:Option</i> . The <i>ShippingService-3:AdditionalCost</i> field is <u>not</u> needed when <i>ShippingType=Calculated</i> .

ShippingService-3:Cost

Are you planning to dispatch this item? Specifies the third postage service type offered within your country.

Character limit	N/A
Type	Currency
Valid Entry	Numeric amount, like . 99, 1 . 00, 10 . 00. To set this for free P&P or no P&P costs, set to 0.00.
Field Dependency	Must accompany <i>ShippingService-3:Option</i> . The <i>ShippingService-3:Cost</i> field is <u>not</u> needed when <i>ShippingType=Calculated</i> .

ShippingService-3:Option

Are you planning to dispatch this item? Specifies the third postage service type offered within your country.

Character limit	N/A
Type	Text string
Valid Entry	Must be a valid value, like <i>UPSground</i> , <i>Freight</i> (for US when not using Freightquote.com [®]), <i>Courier</i> (for UK when not using Freightquote.com), etc.
Field Dependency	Must be accompanied by <i>ShippingService-3:Cost</i> . The <i>ShippingService-3:Cost</i> field is <u>not</u> needed when <i>ShippingType=Calculated</i> or <i>FreightFlat</i> .

ShippingService-3:Priority

Are you planning to offer multiple postage services? Specifies your preferred presentation order for each postage service option.

Available in US, UK, and CN; Fixed Price items only: CA, AU, AT, DE, FR, IT, NL, ES, FR_BE, NL_BE, and CH.

Character limit	N/A
Type	Integer
Valid Entry	Numeric value, like 1, 2, or 3.
Field Dependency	This field is required if you use multiple postage options; if you only use one postage service, this field is unnecessary.

ShippingService-3:ShippingSurcharge

For UPS domestic services only: This is a surcharge that is added to P&P costs if a buyer is located in Hawaii, Alaska or Puerto Rico.

Character limit	N/A
Type	Currency
Valid Entry	Numeric amount, like .99, 1.00, 10.00. To set this for free P&P or no P&P costs, set to 0.00.
Field Dependency	Must be accompanied by <i>ShippingService-3:Option</i> .

IntlShippingService-1:AdditionalCost

Are you planning to dispatch this item internationally? Specifies any additional P&P costs for the item.

Available in US, UK, and CN; Fixed Price items only: CA, AU, AT, DE, FR, IT, NL, ES, FR_BE, NL_BE, and CH.

Character limit	N/A
Type	Currency
Valid Entry	Numeric amount, like .99, 1.00, 10.00.
Field Dependency	Must accompany <i>IntlShippingService-1:Option</i> .

IntlShippingService-1:Cost

Are you planning to dispatch this item internationally? Specifies the the cost of the first (or only) international postage service type offered for your item.

Character limit	N/A
Type	Currency

Valid Entry	Numeric amount, like . 99, 1 . 00, 10 . 00. To set this for free P&P or no P&P costs, set to 0.00.
Field Dependency	Must accompany <i>IntlShippingService-1:Option</i> and <i>IntlShippingService-1:Location</i> .

IntlShippingService-1:Locations

Are you planning to dispatch this item internationally? Specifies Country or Region where *IntlShippingService-1:Option* applies.

You can enter multiple locations by separating them using pipes, for example: "Asia|Europe".

Character limit	N/A
Type	Text string
Valid Entry	Must be a valid postage location value.
Field Dependency	Must be accompanied by <i>IntlShippingService-1:Cost</i> and <i>IntlShippingService-1:Options</i> .

IntlShippingService-1:Option

Are you planning to ship this item internationally? Specifies the first (or only) international shipping service type offered for your item.

Character limit	N/A
Type	Text string
Valid Entry	Must be a valid postage service value.
Field Dependency	Must be accompanied by <i>IntlShippingService-1:Cost</i> and <i>IntlShippingService-1:Locations</i> .

IntlShippingService-1:Priority

Are you planning to offer multiple international postage services? Specifies your preferred presentation order for each postage service option.

Available in US, UK, and CN; Fixed Price items only: CA, AU, AT, DE, FR, IT, NL, ES, FR_BE, NL_BE, and CH.

Character limit	N/A
Type	Integer
Valid Entry	Numeric value, like 1, 2, or 3.
Field Dependency	This field is required if you use multiple postage options; if you only use one postage service, this field is unnecessary.

IntlShippingService-2:AdditionalCost

Are you planning to dispatch this item internationally? Specifies any additional P&P costs for the item.

Available in US, UK, and CN; Fixed Price items only: CA, AU, AT, DE, FR, IT, NL, ES, FR_BE, NL_BE, and CH.

Character limit	N/A
Type	Currency
Valid Entry	Numeric amount, like . 99, 1 . 00, 10 . 00.
Field Dependency	Must accompany <i>IntlShippingService-2:Option</i> .

IntlShippingService-2:Cost

Are you planning to dispatch this item internationally? Specifies the the cost of the second international postage service type offered for your item.

Character limit	N/A
Type	Currency
Valid Entry	Numeric amount, like . 99, 1 . 00, 10 . 00. To set this for free P&P or no P&P costs, set to 0.00.
Field Dependency	Must accompany <i>IntlShippingService-2:Option</i> and <i>IntlShippingService-2:Location</i> .

IntlShippingService-2:Locations

Are you planning to dispatch this item internationally? Specifies Country or Region where *IntlShippingService-2:Option* applies.

You can enter multiple locations by separating them using pipes, for example: "Asia|Europe".

Character limit	N/A
Type	Text string
Valid Entry	Must be a valid postage location value.
Field Dependency	Must be accompanied by <i>IntlShippingService-2:Cost</i> and <i>IntlShippingService-2:Options</i> .

IntlShippingService-2:Option

Are you planning to dispatch this item internationally? Specifies the second international postage service type offered for your item.

Character limit	N/A
Type	Text string
Valid Entry	Must be a valid postage service value.
Field Dependency	Must be accompanied by <i>IntlShippingService-2:Cost</i> and <i>IntlShippingService-2:Locations</i> .

IntlShippingService-2:Priority

Are you planning to offer multiple international postage services? Specifies your preferred presentation order for each postage service option.

Available in US, UK, and CN; Fixed Price items only: CA, AU, AT, DE, FR, IT, NL, ES, FR_BE, NL_BE, and CH.

Character limit	N/A
Type	Integer
Valid Entry	Numeric value, like 1, 2, or 3.
Field Dependency	This field is required if you use multiple postage options; if you only use one postage service, this field is unnecessary.

IntlShippingService-3:AdditionalCost

Are you planning to dispatch this item internationally? Specifies any additional P&P costs for the item.

Available in US, UK, and CN; Fixed Price items only: CA, AU, AT, DE, FR, IT, NL, ES, FR_BE, NL_BE, and CH.

Character limit	N/A
Type	Currency
Valid Entry	Numeric amount, like .99, 1.00, 10.00.
Field Dependency	Must accompany <i>IntlShippingService-3:Option</i> .

IntlShippingService-3:Cost

Are you planning to dispatch this item internationally? Specifies the the cost of the first (or only) international postage service type offered for your item.

Character limit	N/A
Type	Currency
Valid Entry	Numeric amount, like .99, 1.00, 10.00. To set this for free P&P or no P&P costs, set to 0.00.
Field Dependency	Must accompany <i>IntlShippingService-3:Option</i> and <i>IntlShippingService-3:Location</i> .

IntlShippingService-3:Locations

Are you planning to dispatch this item internationally? Specifies Country or Region where *IntlShippingService-3:Option* applies.

You can enter multiple locations by separating them using pipes, for example: "Asia|Europe".

Character limit	N/A
------------------------	-----

Type	Text string
Valid Entry	Must be a valid postage location value.
Field Dependency	Must be accompanied by <i>IntlShippingService-3:Cost</i> and <i>IntlShippingService-3:Options</i> .

IntlShippingService-3:Option

Are you planning to dispatch this item internationally? Specifies the third international postage service type offered for your item.

Character limit	N/A
Type	Text string
Valid Entry	Must be a valid postage service value.
Field Dependency	Must be accompanied by <i>IntlShippingService-3:Cost</i> and <i>IntlShippingService-3:Locations</i> .

IntlShippingService-3:Priority

Are you planning to offer multiple international postage services? Specifies your preferred presentation order for each postage service option.

Available in US, UK, and CN; Fixed Price items only: CA, AU, AT, DE, FR, IT, NL, ES, FR_BE, NL_BE, and CH.

Character limit	N/A
Type	Integer
Valid Entry	Numeric value, like 1, 2, or 3.
Field Dependency	This field is required if you use multiple postage options; if you only use one postage service, this field is unnecessary.

Postage services option values

This section explains the postage services codes supported in the default templates. These values are used in the *ShippingService-n:Option* field of the default templates (where *-n* equals -1, -2, or -3).

Australia services options

The field values below are for the *ShippingService-n:Option* field that specifies the postage services used in Australia.

Field value
<i>AU_AirMailInternational</i>
<i>AU_Courier</i>
<i>AU_EconomyAirInternational</i>

Field value
<i>AU_EMSEInternationalCourierDocuments</i>
<i>AU_EMSEInternationalCourierParcels</i>
<i>AU_ExpeditedInternational</i>
<i>AU_Express</i>
<i>AU_ExpressCourierInternational</i>
<i>AU_ExpressPostInternational</i>
<i>AU_ExpressPostInternationalDocuments</i>
<i>AU_ExpressWithInsurance</i>
<i>AU_Other</i>
<i>AU_OtherInternational</i>
<i>AU_Pickup</i>
<i>AU_PrePaidExpressPostInternationalBox10kg</i>
<i>AU_PrePaidExpressPostInternationalBox20kg</i>
<i>AU_PrePaidExpressPostInternationalBox5kg</i>
<i>AU_PrePaidExpressPostInternationalEnvelopeB4</i>
<i>AU_PrePaidExpressPostInternationalEnvelopeC5</i>
<i>AU_PrePaidExpressPostInternationalSatchels2kg</i>
<i>AU_PrePaidExpressPostInternationalSatchels3kg</i>
<i>AU_PrePaidExpressPostPlatinum3kg</i>
<i>AU_PrePaidExpressPostPlatinum500g</i>
<i>AU_PrePaidExpressPostSatchel3kg</i>
<i>AU_PrePaidExpressPostSatchel500g</i>
<i>AU_PrePaidParcelPostSatchels3kg</i>
<i>AU_PrePaidParcelPostSatchels500g</i>
<i>AU_Registered</i>
<i>AU_RegisteredParcelPost</i>
<i>AU_RegisteredParcelPostPrepaidSatchel3kg</i>
<i>AU_RegisteredParcelPostPrepaidSatchel500g</i>
<i>AU_RegisteredSmallParcel</i>
<i>AU_Regular</i>
<i>AU_RegularWithInsurance</i>
<i>AU_SeaMailInternational</i>
<i>AU_SmallParcels</i>

Field value
<i>AU_StandardInternational</i>

Austria services options

The field values below are for the *ShippingServices-n:Option* field that specifies the postage services used in Austria.

Field Name
<i>AT_BitteTreffenSieEineAuswahl</i>
<i>AT_COD</i>
<i>AT_EinschreibenVersandInklEinschreibengebuehr</i>
<i>AT_ExpeditedInternational</i>
<i>AT_ExpressOrCourier</i>
<i>AT_ExpressOrCourierInternational</i>
<i>AT_InsuredDispatch</i>
<i>AT_InsuredExpressOrCourier</i>
<i>AT_InsuredExpressOrCourierInternational</i>
<i>AT_InsuredSpecialDispatch</i>
<i>AT_InsuredSpecialDispatchInternational</i>
<i>AT_NachnahmeVersandInklNachnahmegebuehr</i>
<i>AT_OtherInternationalShipping</i>
<i>AT_Pickup</i>
<i>AT_Sonstige</i>
<i>AT_SonstigerVersandInternational</i>
<i>AT_SpecialDispatch</i>
<i>AT_SpecialDispatchInternational</i>
<i>AT_StandardDispatch</i>
<i>AT_StandardInternational</i>
<i>AT_UnversicherterExpressVersandInternational</i>
<i>AT_UnversicherterVersandInternational</i>
<i>AT_VersicherterExpressVersandInternational</i>
<i>AT_VersicherterVersandInternational</i>
<i>AT_Writing</i>

Belgium (French) services options

The field values below are for the *ShippingServices-n:Option* field that specifies the postage services used in Belgium.

Field value
<i>FR_BE_DePostInternational</i>

Field value
<i>FR_BE_DHLInternational</i>
<i>FR_BE_ExpeditedInternational</i>
<i>FR_BE_ExpressTaxipost</i>
<i>FR_BE_FedExInternational</i>
<i>FR_BE_LaPosteCertifiedShipping</i>
<i>FR_BE_LaPosteenvoieNONPRIOR</i>
<i>FR_BE_LaPosteenvoiePRIOR</i>
<i>FR_BE_LaPosteenvoieRecommande</i>
<i>FR_BE_LaPosteEnvoiNONPRIOR</i>
<i>FR_BE_LaPosteEnvoiPRIOR</i>
<i>FR_BE_LaPosteEnvoiRecommande</i>
<i>FR_BE_LaPosteInternational</i>
<i>FR_BE_LaPosteStandardShipping</i>
<i>FR_BE_LaPosteTaxipost24h</i>
<i>FR_BE_LaPosteTaxipostLLS</i>
<i>FR_BE_LaPosteTaxipostSecur</i>
<i>FR_BE_LivraisonExpressInternationalePrixforFaitaire</i>
<i>FR_BE_LivraisonExpressPrixforFaitaire</i>
<i>FR_BE_LivraisonSecurise</i>
<i>FR_BE_LivraisonSecuriseInternational</i>
<i>FR_BE_LivraisonStandardInternationalePrixforFaitaire</i>
<i>FR_BE_LivraisonStandardPrixforFaitaire</i>
<i>FR_BE_Other</i>
<i>FR_BE_OtherInternational</i>
<i>FR_BE_PaquetKilopost</i>
<i>FR_BE_PaquetKilopostInternationale</i>
<i>FR_BE_ParcelPost</i>
<i>FR_BE_Pickup</i>
<i>FR_BE_PointRetraitKiala</i>
<i>FR_BE_PostInternationalRegistered</i>
<i>FR_BE_PostInternationalStandard</i>
<i>FR_BE_PriorityDelivery</i>
<i>FR_BE_RegisteredMail</i>
<i>FR_BE_StandardDelivery</i>
<i>FR_BE_StandardInternational</i>
<i>FR_BE_Taxipost</i>
<i>FR_BE_TNTInternational</i>

Field value
<i>FR_BE_TPGPostTNTInternational</i>
<i>FR_BE_UPSInternational</i>

Belgium (Dutch) services options

The field values below are for the *ShippingServices-n:Option* field that specifies the postage services used in Belgium.

Field value
<i>NL_BE_DePostCertifiedShipping</i>
<i>NL_BE_DePostInternational</i>
<i>NL_BE_DePostStandardShipping</i>
<i>NL_BE_DePostTaxipost24h</i>
<i>NL_BE_DePostTaxipostLLS</i>
<i>NL_BE_DePostTaxipostSecur</i>
<i>NL_BE_DePostZendingAangetekend</i>
<i>NL_BE_DePostZendingAangetekendInternational</i>
<i>NL_BE_DePostZendingNONPRIOR</i>
<i>NL_BE_DePostZendingNONPRIORInternational</i>
<i>NL_BE_DePostZendingPRIOR</i>
<i>NL_BE_DePostZendingPRIORInternational</i>
<i>NL_BE_DHLInternational</i>
<i>NL_BE_ExpeditedInternational</i>
<i>NL_BE_FedExInternational</i>
<i>NL_BE_KialaAfhaalpunt</i>
<i>NL_BE_KilopostPakje</i>
<i>NL_BE_KilopostPakjeInternational</i>
<i>NL_BE_LaPosteInternational</i>
<i>NL_BE_Other</i>
<i>NL_BE_OtherInternational</i>
<i>NL_BE_OtherShippingMethods</i>
<i>NL_BE_ParcelPost</i>
<i>NL_BE_Pickup</i>
<i>NL_BE_PostInternationalRegistered</i>
<i>NL_BE_PostInternationalStandard</i>
<i>NL_BE_PriorityDelivery</i>
<i>NL_BE_RegisteredMail</i>
<i>NL_BE_StandardDelivery</i>
<i>NL_BE_StandardInternational</i>

Field value
<i>NL_BE_Taxipost</i>
<i>NL_BE_TaxipostExpressverzending</i>
<i>NL_BE_TNTInternational</i>
<i>NL_BE_TPGPostTNTInternational</i>
<i>NL_BE_UPSInternational</i>
<i>NL_BE_VasteKostenStandaardVerzending</i>
<i>NL_BE_VasteKostenVersneldeVerzending</i>
<i>NL_BE_VerzekerdeVerzending</i>
<i>NL_BE_VerzekerdeVerzendingInternational</i>

Canada services options

The field values below are for the *ShippingServices-n:Option* field that specifies the postage services used in Canada.

Field value
<i>CA_ExpeditedDelivery</i>
<i>CA_ExpeditedInternational</i>
<i>CA_OtherInternational</i>
<i>CA_Pickup</i>
<i>CA_PostExpeditedParcel</i>
<i>CA_PostExpeditedParcelUSA</i>
<i>CA_PostInternationalLetterPost</i>
<i>CA_PostInternationalParcelAir</i>
<i>CA_PostInternationalParcelSurface</i>
<i>CA_PostLettermail</i>
<i>CA_PostLightPacketInternational</i>
<i>CA_PostLightPacketUSA</i>
<i>CA_PostPriorityCourier</i>
<i>CA_PostRegularParcel</i>
<i>CA_PostSmallPacketsUSA</i>
<i>CA_PostSmallPacketsUSAAir</i>
<i>CA_PostSmallPacketsUSAGround</i>
<i>CA_PostUSALetterPost</i>
<i>CA_PostXpresspost</i>
<i>CA_PostXpresspostInternational</i>
<i>CA_PostXpresspostUSA</i>
<i>CA_PurolatorInternational</i>
<i>CA_SmallPacketsInternational</i>

Field value
<i>CA_SmallPacketsInternationalAir</i>
<i>CA_SmallPacketsInternationalGround</i>
<i>CA_StandardDelivery</i>
<i>CA_StandardInternational</i>
<i>CA_UPS3DaySelectUnitedStates</i>
<i>CA_UPSExpeditedCanada</i>
<i>CA_UPSExpeditedUnitedStates</i>
<i>CA_UPSExpressCanada</i>
<i>CA_UPSExpressSaverCanada</i>
<i>CA_UPSExpressUnitedStates</i>
<i>CA_UPSStandardCanada</i>
<i>CA_UPSStandardUnitedStates</i>
<i>CA_UPSWorldWideExpedited</i>
<i>CA_UPSWorldWideExpress</i>

Canada (French) services options

The field values below are for the *ShippingServices-n:Option* field that specifies the postage services used in Canada.

Field value
<i>QUEBEC_ExpeditedDelivery</i>
<i>QUEBEC_ExpeditedInternational</i>
<i>QUEBEC_OtherInternational</i>
<i>QUEBEC_PostExpeditedParcel</i>
<i>QUEBEC_PostExpeditedParcelUSA</i>
<i>QUEBEC_PostInternationalLetterPost</i>
<i>QUEBEC_PostInternationalParcelAir</i>
<i>QUEBEC_PostInternationalParcelSurface</i>
<i>QUEBEC_PostLettermail</i>
<i>QUEBEC_PostPriorityCourier</i>
<i>QUEBEC_PostRegularParcel</i>
<i>QUEBEC_PostSmallPacketsUSA</i>
<i>QUEBEC_PostSmallPacketsUSAAir</i>
<i>QUEBEC_PostSmallPacketsUSAGround</i>
<i>QUEBEC_PostUSALetterPost</i>
<i>QUEBEC_PostXpresspost</i>
<i>QUEBEC_PostXpresspostInternational</i>
<i>QUEBEC_PostXpresspostUSA</i>

Field value
<i>QUEBEC_PurolatorInternational</i>
<i>QUEBEC_SmallPacketsInternational</i>
<i>QUEBEC_SmallPacketsInternationalAir</i>
<i>QUEBEC_SmallPacketsInternationalGround</i>
<i>QUEBEC_StandardDelivery</i>
<i>QUEBEC_StandardInternational</i>
<i>QUEBEC_UPS3DaySelectUnitedStates</i>
<i>QUEBEC_UPSExpeditedCanada</i>
<i>QUEBEC_UPSExpeditedUnitedStates</i>
<i>QUEBEC_UPSExpressCanada</i>
<i>QUEBEC_UPSExpressSaverCanada</i>
<i>QUEBEC_UPSExpressUnitedStates</i>
<i>QUEBEC_UPSStandardCanada</i>
<i>QUEBEC_UPSStandardUnitedStates</i>
<i>QUEBEC_UPSWorldWideExpedited</i>
<i>QUEBEC_UPSWorldWideExpress</i>

France services options

The field values below are for the *ShippingServices-n:Option* field that specifies the postage services used in France.

Field value
<i>FR_AuteModeDenvoiDeColis</i>
<i>FR_Autre</i>
<i>FR_Chrono10</i>
<i>FR_Chrono13</i>
<i>FR_Chrono18</i>
<i>FR_Chronopost</i>
<i>FR_ChronopostChronoRelais</i>
<i>FR_ChronopostClassicInternational</i>
<i>FR_ChronoposteInternationalClassic</i>
<i>FR_ChronopostExpressInternational</i>
<i>FR_ChronopostPremiumInternational</i>
<i>FR_Colieco</i>
<i>FR_ColiposteColissimo</i>
<i>FR_ColiposteColissimoDirect</i>
<i>FR_ColiposteColissimoRecommended</i>
<i>FR_DHLExpressEuropack</i>

Field value
<i>FR_DHLInternational</i>
<i>FR_Ecopli</i>
<i>FR_ExpeditedInternational</i>
<i>FR_LaPosteColisEconomiqueInternational</i>
<i>FR_LaPosteColissimoEmballageInternational</i>
<i>FR_LaPosteColissimoInternational</i>
<i>FR_LaPosteInternationalEconomyCourier</i>
<i>FR_LaPosteInternationalPriorityCourier</i>
<i>FR_LaPosteLetterMax</i>
<i>FR_OtherInternational</i>
<i>FR_Pickup</i>
<i>FR_PostOfficeLetter</i>
<i>FR_PostOfficeLetterFollowed</i>
<i>FR_PostOfficeLetterRecommended</i>
<i>FR_RemiseEnMainPropre</i>
<i>FR_StandardInternational</i>
<i>FR_UPSExpressInternational</i>
<i>FR_UPSStandard</i>
<i>FR_UPSStandardAgainstRefund</i>
<i>FR_UPSStandardInternational</i>

Germany services options

The field values below are for the *ShippingServices-n:Option* field that specifies the postage services used in Germany.

Field value
<i>DE_BitteTreffenSieEineAuswahl</i>
<i>DE_COD</i>
<i>DE_DeutschePostBrief</i>
<i>DE_DeutschePostBriefInternational</i>
<i>DE_DeutschePostBriefLandInternational</i>
<i>DE_DeutschePostBriefLuftInternational</i>
<i>DE_DeutschePostBuchersendung</i>
<i>DE_DeutschePostByendung</i>
<i>DE_DeutschePostWarensendung</i>
<i>DE_DeutschePostWarensendungInternational</i>
<i>DE_DHLPackchen</i>
<i>DE_DHLPackchenInternational</i>

Field value
<i>DE_DHLPaket</i>
<i>DE_DHLPaketInternational</i>
<i>DE_DHLPostpaket</i>
<i>DE_DHLPostpaketInternational</i>
<i>DE_DPBriefInternational</i>
<i>DE_DPBuecherWarensendung</i>
<i>DE_DPD</i>
<i>DE_DPDInternational</i>
<i>DE_Einschreiben</i>
<i>DE_EinschreibenVersandInklEinschreibengebuehr</i>
<i>DE_ExpeditedInternational</i>
<i>DE_Express</i>
<i>DE_ExpressInternational</i>
<i>DE_ExpressOrCourier</i>
<i>DE_ExpressOrCourierInternational</i>
<i>DE_GLS</i>
<i>DE_GLSInternational</i>
<i>DE_HermesPaket</i>
<i>DE_HermesPaketInternational</i>
<i>DE_HermesPaketUnversichert</i>
<i>DE_HermesPaketUnversichertInternational</i>
<i>DE_HermesPaketVersichert</i>
<i>DE_HermesPaketVersichertInternational</i>
<i>DE_IloxxEuropaInternational</i>
<i>DE_IloxxStandard</i>
<i>DE_iLoxxStandardInternational</i>
<i>DE_IloxxTransport</i>
<i>DE_IloxxTransportInternational</i>
<i>DE_IloxxTransportXXL</i>
<i>DE_iLoxxTransportXXLInternational</i>
<i>DE_IloxxUbernachtExpress</i>
<i>DE_iLoxxUbernachtExpressInternational</i>
<i>DE_IloxxWorldWideInternational</i>
<i>DE_InsuredDispatch</i>
<i>DE_InsuredExpressOrCourier</i>
<i>DE_InsuredExpressOrCourierInternational</i>
<i>DE_InsuredSpecialDispatch</i>

Field value
<i>DE_NachnahmeVersandInklNachnahmegebühr</i>
<i>DE_Nachname</i>
<i>DE_Paket</i>
<i>DE_PaketInternational</i>
<i>DE_Pickup</i>
<i>DE_SonderversandZBMobelKFZ</i>
<i>DE_Sonstige</i>
<i>DE_SonstigeDomestic</i>
<i>DE_SonstigeInternational</i>
<i>DE_SonstigerVersandInternational</i>
<i>DE_SpecialDelivery</i>
<i>DE_SpecialDispatch</i>
<i>DE_StandardDispatch</i>
<i>DE_StandardInternational</i>
<i>DE_UnversicherterExpressVersandInternational</i>
<i>DE_UnversicherterVersand</i>
<i>DE_UnversicherterVersandInternational</i>
<i>DE_UPS</i>
<i>DE_UPSInternational</i>
<i>DE_VersicherterExpressVersandInternational</i>
<i>DE_VersicherterSonderversandZBMobelKFZ</i>
<i>DE_VersicherterVersandInternational</i>
<i>DE_Writing</i>

Hong Kong services options

The field values below are for the *ShippingServices-n:Option* field that specifies the postage services used in Hong Kong.

Field value
<i>HK_DomesticRegularShipping</i>
<i>HK_DomesticSpecialShipping</i>
<i>HK_InternationalRegularShipping</i>
<i>HK_InternationalSpecialShipping</i>
<i>HK_LocalCourier</i>
<i>HK_LocalPickUpOnly</i>

Ireland services options

The field values below are for the *ShippingServices-n:Option* field that specifies the postage services used in Ireland.

Field value
<i>IE_CollectionInPerson</i>
<i>IE_CollectionInPersonInternational</i>
<i>IE_EconomySDSCourier</i>
<i>IE_EconomySDSCourierInternational</i>
<i>IE_EMSSDSCourier</i>
<i>IE_EMSSDSCourierInternational</i>
<i>IE_ExpeditedInternationalFlatRatePostage</i>
<i>IE_FirstClassLetterService</i>
<i>IE_InternationalEconomyService</i>
<i>IE_InternationalPriorityService</i>
<i>IE_OtherCourier</i>
<i>IE_OtherCourierInternational</i>
<i>IE_OtherInternationalPostage</i>
<i>IE_RegisteredPost</i>
<i>IE_SellersStandardRate</i>
<i>IE_SellersStandardRateInternational</i>
<i>IE_StandardInternationalFlatRatePostage</i>
<i>IE_SwiftPostExpressInternational</i>
<i>IE_SwiftPostInternational</i>
<i>IE_SwiftPostNational</i>

India services options

The field values below are for the *ShippingServices-n:Option* field that specifies the postage services used in India.

Field value
<i>IN_BuyerPicksUpAndPays</i>
<i>IN_Courier</i>
<i>IN_ExpeditedInternational</i>
<i>IN_Express</i>
<i>IN_FlatRateCOD</i>
<i>IN_LocalCOD</i>
<i>IN_NationalCOD</i>
<i>IN_OtherInternational</i>

Field value
<i>IN_Regular</i>
<i>IN_StandardInternational</i>

Italy services options

The field values below are for the *ShippingServices-n:Option* field that specifies the postage services used in Italy.

Field value
<i>IT_ExpeditedInternational</i>
<i>IT_ExpressCourier</i>
<i>IT_ExpressPackageMaxi</i>
<i>IT_InsuredMail</i>
<i>IT_MailRegisteredLetter</i>
<i>IT_MailRegisteredLetterWithMark</i>
<i>IT_OtherInternational</i>
<i>IT_Pickup</i>
<i>IT_PriorityMail</i>
<i>IT_QuickMail</i>
<i>IT_QuickPackage1</i>
<i>IT_QuickPackage3</i>
<i>IT_RegularMail</i>
<i>IT_RegularPackage</i>
<i>IT_StandardInternational</i>

Netherlands services options

The field values below are for the *ShippingServices-n:Option* field that specifies the postage services used in the Netherlands.

Field value
<i>NL_DHLInternational</i>
<i>NL_DPDGBRInternational</i>
<i>NL_ExpeditedInternational</i>
<i>NL_FedExInternational</i>
<i>NL_GLSBusinessInternational</i>
<i>NL_Other</i>
<i>NL_OtherInternational</i>
<i>NL_ParcelPost</i>
<i>NL_Pickup</i>
<i>NL_RegisteredMail</i>

Field value
<i>NL_StandardDelivery</i>
<i>NL_StandardInternational</i>
<i>NL_TPGPostTNTInternational</i>
<i>NL_UPSInternational</i>

Poland services options

The field values below are for the *ShippingServices-n:Option* field that specifies the postage services used in Poland.

Field value
<i>PL_DHLInternational</i>
<i>PL_DomesticRegular</i>
<i>PL_DomesticSpecial</i>
<i>PL_InternationalRegular</i>
<i>PL_InternationalSpecial</i>
<i>PL_Pickup</i>
<i>PL_UPSInternational</i>

Spain services options

The field values below are for the *ShippingServices-n:Option* field that specifies the postage services used in Spain.

Field value
<i>ES_CartasInternacionalesDeMas20</i>
<i>ES_CartasInternacionalesHasta20</i>
<i>ES_CartasNacionalesDeMas20</i>
<i>ES_CartasNacionalesHasta20</i>
<i>ES_CartasPostalInternational</i>
<i>ES_EconomyPacketInternational</i>
<i>ES_EmsPostalExpressInternational</i>
<i>ES_ExpeditedInternational</i>
<i>ES_OtherInternational</i>
<i>ES_Otros</i>
<i>ES_PaqueteAzulDeMas2kg</i>
<i>ES_PaqueteAzulHasta2kg</i>
<i>ES_PaqueteInternacionalEconomico</i>
<i>ES_Pickup</i>
<i>ES_StandardInternational</i>
<i>ES_Urgente</i>

Switzerland services options

The field values below are for the *ShippingServices-n:Option* field that specifies the postage services used in Switzerland.

Field value
<i>CH_BitteTreffenSieEineAuswahl</i>
<i>CH_COD</i>
<i>CH_EconomySendungenInternational</i>
<i>CH_EinschreibenVersandInklEinschreibengebuehr</i>
<i>CH_ExpeditedInternational</i>
<i>CH_ExpressOrCourier</i>
<i>CH_ExpressOrCourierInternational</i>
<i>CH_InsuredDispatch</i>
<i>CH_InsuredExpressOrCourier</i>
<i>CH_InsuredExpressOrCourierInternational</i>
<i>CH_InsuredSpecialDispatch</i>
<i>CH_NachnahmeVersandInklNachnahmegebuehr</i>
<i>CH_Pickup</i>
<i>CH_PrioritySendungenInternational</i>
<i>CH_SonderversandZBSperrgutKFZ</i>
<i>CH_Sonstige</i>
<i>CH_SonstigerVersandInternational</i>
<i>CH_SonstigerVersandSieheArtikelbeschreibung</i>
<i>CH_SpecialDispatch</i>
<i>CH_StandardDispatchAPost</i>
<i>CH_StandardDispatchBPost</i>
<i>CH_StandardInternational</i>
<i>CH_StandardversandAPostPriority</i>
<i>CH_StandardversandBPostEconomy</i>
<i>CH_UnversicherterVersand</i>
<i>CH_UrgentSendungenInternational</i>
<i>CH_VersicherterSonderversandZBSperrgutKFZ</i>
<i>CH_VersicherterVersand</i>
<i>CH_Writing</i>

Taiwan services options

The field values below are for the *ShippingServices-n:Option* field that specifies the postage services used in Taiwan.

Field value
<i>TW_COD</i>
<i>TW_CPInternationalEMS</i>
<i>TW_CPInternationalLetterPost</i>
<i>TW_CPInternationalOceanShippingParcel</i>
<i>TW_CPInternationalParcelPost</i>
<i>TW_CPInternationalRegisteredLetterPost</i>
<i>TW_CPInternationalRegisteredParcelPost</i>
<i>TW_DwellingMatchCOD</i>
<i>TW_DwellingMatchPost</i>
<i>TW_ExpeditedInternationalFixedRate</i>
<i>TW_ExpressMail</i>
<i>TW_FedExInternationalEconomy</i>
<i>TW_FedExInternationalPriority</i>
<i>TW_Other</i>
<i>TW_OtherInternational</i>
<i>TW_ParcelPost</i>
<i>TW_RegisteredMail</i>
<i>TW_SelfPickup</i>
<i>TW_StandardInternationalFixedRate</i>
<i>TW_UnregisteredMail</i>
<i>TW_UPSWorldwideExpedited</i>
<i>TW_UPSWorldwideExpress</i>
<i>TW_UPSWorldwideExpressPlus</i>

United Kingdom services options

The field values below are for the *ShippingServices-n:Option* field that specifies the postage services used in the United Kingdom.

Field value
<i>UK_CollectInPerson</i>
<i>UK_CollectInPersonInternational</i>
<i>UK_ExpeditedInternationalFlatRatePostage</i>
<i>UK_OtherCourier</i>
<i>UK_OtherCourier24</i>
<i>UK_OtherCourier48</i>
<i>UK_OtherCourierOrDeliveryInternational</i>
<i>UK_OtherInternationalPostage</i>
<i>UK_Parcelforce24</i>

Field value
<i>UK_Parcelforce48</i>
<i>UK_ParcelForceEuro48International</i>
<i>UK_ParcelForceInternationalDatapost</i>
<i>UK_ParcelForceInternationalScheduled</i>
<i>UK_ParcelForceIreland24International</i>
<i>UK_RoyalMailAirmailInternational</i>
<i>UK_RoyalMailAirsureInternational</i>
<i>UK_RoyalMailFirstClassRecorded</i>
<i>UK_RoyalMailFirstClassStandard</i>
<i>UK_RoyalMailHMForcesMailInternational</i>
<i>UK_RoyalMailInternationalSignedFor</i>
<i>UK_RoyalMailSecondClassRecorded</i>
<i>UK_RoyalMailSecondClassStandard</i>
<i>UK_RoyalMailSpecialDelivery</i>
<i>UK_RoyalMailSpecialDelivery9am</i>
<i>UK_RoyalMailSpecialDeliveryNextDay</i>
<i>UK_RoyalMailStandardParcel</i>
<i>UK_RoyalMailSurfaceMailInternational</i>
<i>UK_SellersStandardInternationalRate</i>
<i>UK_SellersStandardRate</i>
<i>UK_StandardInternationalFlatRatePostage</i>

United States services options

The field values below are for the *ShippingServices-n:Option* field that specifies the postage services used in the United States of America.

Field value
<i>CanadaPostExpeditedFlatRateBox</i>
<i>CanadaPostExpeditedFlatRateBoxUSA</i>
<i>Courier</i>
<i>CustomCode</i>
<i>Delivery</i>
<i>ExpeditedInternational</i>
<i>Freight</i>
<i>FreightOtherShipping</i>
<i>FreightShipping</i>
<i>FreightShippingInternational</i>
<i>InternationalNotSelected</i>

Field value
<i>LocalDelivery</i>
<i>NotSelected</i>
<i>Other</i>
<i>OtherInternational</i>
<i>Pickup</i>
<i>ShippingMethodExpress</i>
<i>ShippingMethodOvernight</i>
<i>ShippingMethodStandard</i>
<i>StandardInternational</i>
<i>UPS2ndDay</i>
<i>UPS3rdDay</i>
<i>UPSGround</i>
<i>UPSNextDay</i>
<i>UPSNextDayAir</i>
<i>UPSStandardToCanada</i>
<i>UPSWorldWideExpedited</i>
<i>UPSWorldWideExpress</i>
<i>UPSWorldWideExpressPlus</i>
<i>USPSAirmailLetter</i>
<i>USPSAirmailParcel</i>
<i>USPSEconomyLetter</i>
<i>USPSEconomyParcel</i>
<i>USPSExpressMail</i>
<i>USPSExpressMailFlatRateEnvelope</i>
<i>USPSExpressMailInternational</i>
<i>USPSExpressMailInternationalFlatRateEnvelope</i>
<i>USPSFirstClass</i>
<i>USPSFirstClassMailInternational</i>
<i>USPSGlobalExpress</i>
<i>USPSMedia</i>
<i>USPSParcel</i>
<i>USPSPriority</i>
<i>USPSPriorityFlatRateBox</i>
<i>USPSPriorityFlatRateEnvelope</i>
<i>USPSPriorityMailLargeFlatRateBox</i>
<i>USPSPriorityMailSmallFlatRateBox</i>
<i>USPSPriorityMailInternational</i>

Field value
<i>USPSPriorityMailInternationalFlatRateBox</i>
<i>USPSPriorityMailInternationalFlatRateEnvelope</i>
<i>USPSPriorityMailInternationalLargeFlatRateBox</i>
<i>USPSPriorityMailInternationalSmallFlatRateBox</i>

Result and report fields

Explains the field definitions used for upload results and various reports.

Load results report fields

The table below explains the load results field data downloaded from File Exchange.

Load Results Report Fields	
Field Name	Description
<i>Action</i>	Action value for corresponding listing.
<i>ApplicationData</i>	Custom, application-specific data to be associated with the new item.
<i>AuctionLengthFee</i>	eBay fee for 10-day auction for this listing.
<i>BoldFee</i>	eBay fee to boldface the title for the item listing.
<i>BorderFee</i>	eBay fee to display a border around an item in the listing.
<i>BuyItNowFee</i>	eBay fee to add the <i>BuyItNow</i> feature on this listing.
<i>CategoryFeaturedFee</i>	eBay fee for listing the item in the selected category.
<i>CurrencyId</i>	Specifies currency type, such as USD, CAD, GBP, AUD, EUR, CHF, TWD, CNY, INR
<i>CustomLabel</i>	Holds your internal SKU or unique identifier and is a very useful way to index your inventory with eBay listings and associated costs.
<i>EndTime</i>	Time listing will end on eBay site. Type: YYYY-MM-DD HH:MM:SS. Hours are in 24-hour format (for example, 2:00:00pm is shown as 14:00:00) and treated as GMT.
<i>ErrorCode</i>	Code number denoting reason for the listing failure during upload.
<i>ErrorMessage</i>	Text description that corresponds to <i>ErrorCode</i> .
<i>FeaturedFee</i>	eBay fee to list the item at the top of the item listings.
<i>FeaturedGalleryFee</i>	eBay fee to list a fixed-price item for a certain duration.
<i>FixedPriceDurationFee</i>	eBay fee for using the <i>FixedPriceDuration</i> feature on this listing.
<i>GalleryFee</i>	eBay fee to have the item included in the gallery.
<i>GiftIconFee</i>	eBay fee to display the gift icon next to the listing.
<i>HighlightFee</i>	eBay fee to make the listing appear highlighted.

Load Results Report Fields	
Field Name	Description
<i>InsertionFee</i>	Basic eBay fee for listing the item. EU residents who sell items on EU sites may be subject to VAT.
<i>InternationalInsertionFee</i>	For sites that don't normally charge insertion fees, a fee for offering postage to countries other than the country of the listing site.
<i>ItemID</i>	eBay-designated ID number that is given to successful listings only.
<i>LineNumber</i>	Line number of the listing from your upload file.
<i>ListingDesignerFee</i>	eBay fee to list the item using a Listing Designer layout or theme template. (See Description Templates for more details. You must have an eBay developer account to access this English-language page.) Using Motors vehicle listings might result in a higher fee.
<i>ListingFee</i>	Total eBay fee for listing the item, which includes basic fee (InsertionFee) plus any specialty listing features (GalleryFee, HighLightFee, FeaturedFee, ListingDesignerFee, etc.). EU residents who sell items on EU sites may be subject to VAT.
<i>PhotoDisplayFee</i>	eBay fee use of Photo Hosting feature, a slideshow of multiple images.
<i>PhotoFee</i>	eBay fee for associating photos with the listed item.
<i>PrivateNotes</i>	Value you can assign that can help identify the line items (for example, a short description).
<i>ProPackBundleFee</i>	Fee for selecting ProPackBundle (at a discount over individually selecting <i>Border</i> , <i>BoldTitle</i> , <i>Featured</i> and <i>Highlight</i>). Valid only for U.S. and Canadian eBay Motors.
<i>ReserveFee</i>	eBay fee for specifying a reserve price for the auctioned item.
<i>SchedulingFee</i>	eBay fee to schedule a listing for a later date.
<i>StartTime</i>	Time listing went live on eBay site (same as ScheduleTime, if used). Type: YYYY-MM-DD HH:MM:SS. Hours are in 24-hour format (for example, 2:00:00pm is shown as 14:00:00) and treated as GMT.
<i>Status</i>	Specifies success or failure of action for listing. If "Fail," <i>ErrorCode</i> and <i>ErrorMessage</i> fields provide corresponding information.
<i>SubtitleFee</i>	eBay fee to add a subtitle to item listing.

Active Listings report fields

The table below explains the Active Listings report field data downloaded from File Exchange.

Active Listings Report Fields	
Field Name	Description
<i>Bids</i>	Current number of bids on a listing. Only applies to Chinese, Dutch and Live Auctions. (Note that the Live Auctions option gives you a snapshot of you're my eBay active listings which includes any Live Auction listings.)
<i>CategoryLeafName</i>	Name of leaf category.

Active Listings Report Fields	
Field Name	Description
<i>CategoryNumber</i>	Number of the leaf category in which the listing was created.
<i>Condition</i>	Physical condition of the item.
<i>CustomLabel</i>	Value you can assign (such as internal SKU or unique identifier); way to index your inventory with eBay listings and associated costs.
<i>DownloadDate</i>	Date/time the Active Listings file was downloaded; for example, Mar-29-08 13:32:01 PST.
<i>EndDate</i>	Date the listing was ended; for example, Apr-01-08.
<i>ItemID</i>	eBay-generated ID number that is given to successful listings only.
<i>ItemTitle</i>	Title displayed in the listing.
<i>PrivateNotes</i>	Value you can assign that can help identify the line items (for example, a short description or SKU).
<i>ProductIDType</i>	Type of data contained in <i>ProductIDValue</i> such as ISBN, UPC, EAN or eBay-generated Product Identifier.
<i>ProductIDValue</i>	Value of ProductIDType.
<i>Price</i>	Chinese, Dutch, Live Auctions = Highest current bid; Fixed Price, Shop Inventory = Buy It Now price; Second Chance Offer = Price offered; Ad/Real Estate = Listed price (Note that the Live Auctions option gives you a snapshot of you're my eBay active listings which includes any Live Auction listings.)
<i>Purchases</i>	Only applies to Shop Inventory and Fixed Price. Current number of purchases for a listing. Note that # of purchases does not necessarily = # of items purchased.
<i>QuantityAvailable</i>	Number of items remaining for a particular listing.
<i>SiteListed</i>	eBay site on which the item is listed, denoted by an integer; for example, 0 (U.S.), 100 (eBay Motors), 77 (Germany).
<i>StartDate</i>	Date the listing was created; for example, Mar-25-08.

Index

[postage services option field values
poland 79

A

Action field definition 33
Action values
 excess fields 15
 Info 12
 using multiple 15
action-specific required fields 13
Add action 10
adding fields
 auto-accept and -decline 18
 dimension 20
 international site visibility 20
 postage discounts 17
 return policy information 18
 weight 19
adding new fields
 general 16
 international site visibility 20
 postage discount 17
 weight and dimensions 19
AddToItemDescription action 10
AmEx field definition 53
API compatibility level 29
ApplyShippingDiscount field definition 42
australia postage services option field values 66
austria postage services option field values 68
auto-accept and auto-decline 18

B

belgium (dutch) postage services option field values 70
belgium (french) postage services option field values 68
best offer fields 42

C

canada (french) postage services option field values 72
canada postage services option field values 71
case-sensitivity 9
catalog-supported sites 25
cell information 24
character limits 9
character set 29
character types 9
combined payments 17
cost fields 42
country 27
country codes 29
credit card fields 53

currency 28

D

design fields 33
dimension fields 20, 48
discount fields 42
display fields 33
domestic postage services field values 66
domestic postage services fields 58
download files
 programmatically 22

E

eBay token 22
End action 10
excess fields 15

F

feedback fields 33
field definition
 Action 33, 53
 ApplyShippingDiscount 42
field relationships 9
file format 10
file size and content rules 10
flat-file formats 26
france postage services option field values 73

G

germany postage services option field values 74
gift fields 48

H

handling fields 48
hong kong postage services option field values 76
HTTP post request 23

I

india postage services option field values 77
Info action 12
insurance fields 42
international postage services field values 66
international postage services fields 58
international site visibility 20
ireland postage services option field values 77
italy postage services option field values 78

L

load result report fields 84

M

metadata

- API compatibility level 29
- cell information 24
- character set 29
- Country 27
- Currency 28
- overriding 24
- SiteID 27

multiple actions in one file 15

N

netherlands postage services option field values 78

O

overriding metadata 24

P

package dimension 20

package fields 48

package weight 19

payment fields 53

picture fields 33

poland postage services option field values 79

postage discounts 17

postage services field values 66

postage services fields 58

postage services option field values

- australia 66
- austria 68
- belgium (dutch) 70
- belgium (french) 68
- canada 71
- canada (french) 72
- france 73
- germany 74
- hong kong 76
- india 77
- ireland 77
- italy 78
- netherlands 78
- spain 79
- switzerland 80
- taiwan 80
- united kingdom 81
- united states 82

pricing fields 42

programmatically instructions to download files 22

programmatically instructions to upload files 22

Q

quotation marks 14

R

Relist action 10

report fields 84

request eBay token 22

required fields per action 13

results fields 84

return policy 18

return policy fields 53

Revise action 10

S

shipping fields 48

site ID 27

site-specific file formats 26

sites that support catalog templates 25

smart headers 9, 14

spain postage services option field values 79

Status action 10

style fields 33

supported formats 10

switzerland postage services option field values 80

T

taiwan postage services option field values 80

tax fields 42

templates

- adding auto-accept and auto-decline fields 18

- adding international site visibility fields 20

- adding new fields 16

- adding postage discount fields 17

- adding weight and dimension fields 19

- country codes 29

- Country metadata 27

- Currency metadata 28

- file formats per site 26

- file size and content rules 10

- metadata cell information 24

- overriding metadata 24

- required fields per action 13

- SiteID metadata 27

- sites that support catalog template 25

- understanding structure 9

- using quotation marks 14

- using smart headers 14

tips 9

token 22

U

understanding template structure 9

united kingdom postage services option field values 81

united states postage services option field values 82
upgrade fields 33
upload files
 programmatically 22
using Action values 10
using quotation marks 14
using smart headers 14

V

VerifyAdd action 10

W

weight fields 19, 48